

MNI EGB Supply

27 August, 2025 - By Tim Davis, Moritz Arold and Emil Lundh

THIS WEEK

The ESM likely is holding a syndication today. Germany, Italy, and Finland are due to hold auctions during the remainder of the week. Austria has already held a syndication, while the EU, Belgium, and Italy already held auctions earlier this week. **We pencil in issuance of E28.9bln for the week**, up from E22.8bln last week.

- The **EU** kicked off issuance for the week on Monday by selling a combined E5.525bln at auction, the most ever in a conventional auction for the EU. E2.120bln of the 2.875% Dec-27 EU-bond (ISIN: EU000A3K4EW6), E1.774bln of the 3.375% Dec-35 EU-bond (ISIN: EU000A4D8KD2) and E945mln of the 3.375% Oct-38 EU-bond (ISIN: EU000A3K4D74).
- **Belgium** followed later on Monday, selling E2.723bln of 8/9/30-year OLOs at a conventional auction, just above the top of the E2.3-2.7bln target range): E1.021bln of the 3.00% Jun-33 OLO (ISIN: BE0000357666), E933mln of the 2.85% Oct-34 OLO (ISIN: BE0000360694), and E769mln of the 3.50% Jun-55 OLO (ISIN: BE0000361700).
- **Austria** yesterday held a syndication to launch a new 7-year 2.80% Sep-32 RAGB (ISIN: AT0000A3NY15) in a E3bln (excl. E250mln issuer retention) syndicated transaction. The reoffer came in at 99.948 to yield 2.808%. The spread was set at MS+30 (guidance was MS+33 area), while books closed in excess of EUR 19bn. Bookrunners were BofA Securities, Deutsche Bank, Erste Group, HSBC, J.P. Morgan and Raiffeisen Bank International.
 - We had flagged the possibility of an Austrian syndication this week in the MNI EGB Issuance, Redemption and Cash Flow Matrix and had been close with the maturity (we had expected a long 6-year rather than the 7-year announced).
 - This transaction came ahead of the E13.3bln redemption of the formerly 10-year RAGB which is due to mature on 20 October.
- **Austria** yesterday additionally held a syndication for a CHF-denominated line, selling E140mln of the 0.84% May-40 Green AUST (ISIN: CH1415780118). The reoffer came in at 98.684 to yield 0.936%.
- **Italy** also came to the market yesterday, selling E3.0bln of the on-the-run 2.10% Aug-27 BTP Short Term (ISIN: IT0005657330) via auction. Note that the MEF announced that the BTPei line would not be on offer in August (in line with the precedent seen in recent years).
- A syndicated transaction of the **ESM** is expected to price today after they sent out a mandate to bookrunners CACIB (DM/B&D), Deutsche Bank and JP Morgan yesterday following a request for proposal last week. IOIs were already taken yesterday. They will sell USD2bln WNG of a new 5-Year Sep-30 ESM-Bond. The transaction comes ahead of a USD3bln redemption for the ESM in September. That line also had a 5-year maturity initially. We had flagged an ESM/EFSF transaction as likely in late August (although we thought EFSF was more likely).
- **Germany** will come to the market today, reviving the 7-year Bund through the launch of its new 2.50% Nov-32 Bund (ISIN: DE000BU27014) as issuance demands have increased in H2.
- **Italy** will return to the market on tomorrow with a 5/10-year BTP / CCTeu auction. On offer will be E2.00-2.75bln of the on-the-run 5-year 2.70% Oct-30 BTP (ISIN: IT0005654642), E1.00-1.25bln of the 3.65% Aug-35 BTP (ISIN: IT0005631590), E1.75-2.00bln of the on-the-run 10-year 3.60% Oct-35 BTP (ISIN: IT0005648149) and E1.50-2.00bln of the 1.05% Apr-34 CCTeu (ISIN: IT0005652828).
- Finally, **Finland** will hold an ORI operation tomorrow, with up to E0.4bln on offer. Details of the RFGBs on offer will be released today.

NOMINAL FLOWS: This week sees no redemptions (as was the case last week). Coupon payments for the week total E0.6bln, of which E0.5bln are Italian. **This leaves estimated net flows for the week at a positive E28.3bln**, up from E22.6bln last week.

NEXT WEEK (W/C 1 SEPTEMBER)

Germany, Spain and France are due to hold auctions in the W/C 1 September. Belgium will hold an ORI operation as well as closing its latest Bons d'Etat retail offering during the week. **We pencil in issuance of E28.0bln for the week**.

- **Germany** will kick off issuance for the week on Tuesday 2 September, selling E4.5bln of the 1.90% Sep-27 Schatz (ISIN: DE000BU22106).

- **Germany** will return to the market on Wednesday 3 September, with E5bln of the 10-year 2.60% Aug-35 Bund (ISIN: DE000BU2Z056) on offer.
- Also on Wednesday 3 September, the subscription period for **Belgium's** Bons d'Etat is scheduled to close. Two lines will be on offer for retail investors: the 1-year 1.90% Sep-26 Bons d'Etat (ISIN: BE3871306366) and the 10-year 3.20% Sep-35 Bons d'Etat (ISIN: BE3871307372).
- **Spain** will come to the market on Thursday 4 September, holding a Bono/Obli/ObliEi auction. Bonds on offer are to be confirmed on Friday, 29 August, while the size announcement is scheduled for Monday, 1 September. We expect at least two on-the-run issues to be sold: the 3-year 2.40% May-28 Bono (ISIN: ES0000012059), the 5-year 2.70% Jan-30 Bono (ISIN: ES0000012000), the 10-year 3.20% Oct-35 Obli (ISIN: ES0000012P33). Potentially alongside a longer-dated issue.
- Also on Thursday, **France** will hold a LT OAT auction. Details will be confirmed on Friday, 29 August. We think that there is a good chance that we see the launch of a new 10-year OAT maturing 25 November 2035 (if not we would expect to see a November launch). We don't have a strong conviction surrounding the other OATs that are likely to be on offer.
- **Belgium** will conclude issuance for the week on Friday 5 September with an ORI auction. Details are to be confirmed on Thursday, 4 September.

NOMINAL FLOWS: The W/C 1 September once again sees no redemptions. Coupon payments for the week total E8.2bln, of which E7.6bln are Italian and E0.4bln are from the EFSF. **This leaves estimated net flows for the week at a positive E19.8bln.**

Future Syndication Expectations

- **EFSS:** We see a good chance of a September transaction for up to E3bln (which would complete the EFSF's funding needs for 2025). There is a chance of a smaller E2bln transaction with a further E1bn sold later this year, but that seems a less likely option to us.
- **Italy:** Potentially a September syndication with a 30-year BTP a possible candidate, possibly alongside either a 7-year BTP or 10-year BTP.
- **Netherlands:** A new 30-year DSL maturing 15 January 2056 will be issued via DDA on Tuesday 23 September with E4-5bln on offer. As usual the coupon will be announced on the preceding Friday (19 September) with the initial spread guidance on Monday 22 September.
- **Portugal:** We do see potential for one final syndication of the year (although this is by no means certain). There is currently no OT maturing in 2033 (so potentially a long 7 year / short 8 year) while there is also a gap around the 2048-2050 area – but it's questionable whether Portugal would want to issue in the 23-25 year area.
- **Slovakia:** In July ARDAL Director Daniel Bytcanek told our policy team that a syndication in the second half of October was likely with a transaction size of E2bln with a new 12-year SlovGB the most likely candidate (with a possibility of a new 20-year SlovGB).
- **Spain:** We aren't sure whether there will be a new Obli-Ei launched this year. There is currently an issue maturing every three years through to 2039. Since the programme was launched there have been no Obli-Eis launched which had a maturity exceeding around 16 years. While we don't rule out a launch of a 2042 ObliEi, we think it more likely waits for 2026.
- We expect no further syndication this year from Belgium, France (although don't rule this out completely), Germany, Greece or Ireland. The EU has three syndications scheduled for the remainder of the year.

MNI Eurozone Net Cash Flow Matrix

Week beginning 25-Aug-2025

2025 Redemption Payments

Maturity	Country	Issue	Coupon	Amount (Ebn)
15-Jan	Italy	CCTEU	EURIBOR 6m +185	10.10
31-Jan	Spain	Bono	0.00	21.38
31-Jan	Latvia	LATVGB	0.00	0.39
01-Feb	Italy	BTP	0.35	17.80
15-Feb	Germany	Bund	0.50	30.50
15-Feb	Greece	GGG	3.375	2.21
17-Feb	EFSS	EFSS	0.40	6.00
24-Feb	Greece	GGG Step	4.30	0.05
25-Feb	France	OAT	0.00	17.50
01-Mar	Italy	BTP	5.00	23.40
01-Mar	France	OATi	FR CPI+10	11.78
03-Mar	Croatia	CROATE	0.25	0.66
08-Mar	Croatia	CROATE	3.65	1.85
11-Mar	Croatia	Croatia EMTN	3.00	1.50
13-Mar	Germany	Schatz	2.50	17.50
13-Mar	Ireland	IGB	5.40	11.49
14-Mar	ESM	ESM	0.00	3.50
25-Mar	France	OAT	0.00	37.66
28-Mar	Italy	BTP Short Term	3.40	14.62
04-Apr	EU	EU-bond	0.50	2.40
11-Apr	Germany	Bobl	0.00	23.00
15-Apr	Italy	CCTEU	EURIBOR 6m +95	16.21
20-Apr	Austria	RAGB	0.00	9.06
22-Apr	Austria	Austria Int - FC, fixed	0.67	0.52
28-Apr	Luxembourg	LGB	0.00	1.50
28-Apr	EFSS	EFSS	0.20	3.00
30-Apr	Spain	Obli	1.60	21.75
06-May	Lithuania	Lithuania EMTN - EUR, fixed	0.25	0.97
14-May	Slovakia	SLOVGB	0.25	3.00
15-May	Italy	BTP	1.45	16.42
25-May	France	OAT	0.50	37.76
26-May	Italy	BTP Italia	IT CPI+140	18.64
31-May	Spain	Bono	0.00	20.43
01-Jun	Italy	BTP	1.50	20.26
12-Jun	Germany	Schatz	2.80	17.50
22-Jun	Belgium	OLO	0.80	21.30
01-Jul	Italy	BTP	1.85	16.39
04-Jul	Finland	RFGB	4.00	6.30
04-Jul	EU	EU-bond	0.80	18.01
09-Jul	Croatia	CROATE	4.50	0.80
09-Jul	Belgium	Belgium EMTN - FC, fixed	4.192	0.15
11-Jul	EFSS	EFSS	0.50	3.50
15-Jul	Netherlands	DSL	0.25	19.93
17-Jul	Malta	MALTA	0.75	0.14
23-Jul	Portugal	PGB Float	EURIBOR 6m +100	0.79
25-Jul	Greece	GGBi	EU CPI+290	0.08
28-Jul	Slovenia	SLOREP	2.125	1.91
28-Jul	Austria	Austria EMTN - EUR, float	Floating	0.05
30-Jul	Spain	Obli	4.65	24.19
04-Aug	Lithuania	LITHGB	1.30	0.62
04-Aug	Austria	Austria EMTN - EUR, float	Floating	0.10
15-Aug	Germany	Bund	1.00	30.50
15-Aug	Italy	BTP	1.20	13.43
10-Sep	ESM	ESM USD Bond	0.375	2.58
15-Sep	Finland	RFGB	0.875	5.11
15-Sep	Italy	CCTEU	EURIBOR 6m +55	13.97
18-Sep	Germany	Schatz	3.10	17.00
18-Sep	Greece	GGG Float	BOR 6m +FLOATING	0.04
23-Sep	ESM	ESM	1.00	6.00
23-Sep	Latvia	Latvia - EUR, fixed	1.375	1.11
29-Sep	Italy	BTP Short Term	3.60	15.50
10-Oct	Germany	Bobl	0.00	27.50
10-Oct	Germany	Green	0.00	8.50
10-Oct	Austria	Austria EMTN - EUR, float	Floating	0.12
14-Oct	Slovakia	SLOVGB	4.35	3.00
15-Oct	Portugal	PGB	2.875	11.43
15-Oct	EFSS	EFSS	0.00	5.00
20-Oct	Austria	RAGB	1.20	13.33
20-Oct	EU	EU-bond	2.875	0.20
22-Oct	Lithuania	Lithuania EMTN - EUR, fixed	1.25	0.75
25-Oct	France	OAT	6.00	27.50
31-Oct	Spain	Obli	2.15	26.98
04-Nov	Cyprus	Cyprus - EUR, fixed	4.25	1.00
04-Nov	EU	EU SURE	0.00	8.00
08-Nov	Malta	MALTA	0.50	0.23
09-Nov	Italy	Italy EMTN - EUR, float	Floating	0.20
15-Nov	Italy	BTP	2.50	19.34
21-Nov	Lithuania	LITHGB	0.80	0.33
25-Nov	France	OAT	1.00	35.80
01-Dec	Italy	BTP	2.00	20.43
04-Dec	EU	EU-bond	0.77	0.02
12-Dec	Germany	Schatz	3.10	19.00
15-Dec	EFSS	EFSS	1.50	4.00
18-Dec	Cyprus	CYPGB	4.00	0.09
31-Dec	Malta	MALTA	7.00	0.00

* Amounts include estimations of inflation uplifts

* Amount is converted to euros for foreign currency issues

Eurozone Govt Supply

Date	Country	Issue	Amount
25-Aug	EU	2.875% Dec-27 EU-bond	E2.12bln
25-Aug	EU	3.375% Dec-35 EU-bond	E1.951bln
25-Aug	EU	3.375% Oct-38 EU-bond	E1.454bln
25-Aug	Belgium	3.00% Jun-33 OLO	E1.021bln
25-Aug	Belgium	2.85% Oct-34 OLO	E933mln
25-Aug	Belgium	3.50% Jun-55 OLO	E769mln
26-Aug	Austria	2.80% Sep-32 RAGB	E3.25bln
26-Aug	Italy	2.10% Aug-27 BTP Short Term	E3bln
"Upcoming"	ESM	RIP Sent	USD2bln
27-Aug	Germany	2.50% Nov-32 Bund	E4bln
28-Aug	Italy	2.70% Oct-30 BTP	E2.0-2.75bln
28-Aug	Italy	3.65% Aug-35 BTP	E1.0-1.25bln
28-Aug	Italy	3.60% Oct-35 BTP	E1.75-2.0bln
28-Aug	Italy	1.05% Apr-34 CCTeu	E1.5-2.0bln
28-Aug	Finland	ORI Facility	Up to E0.4bln

Weekly supply

E28.9bln

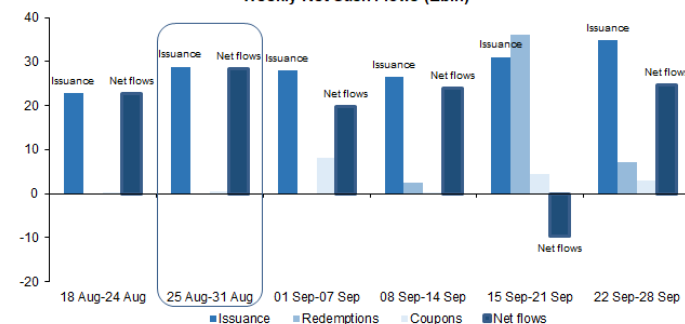
Upcoming Coupon Payments

Country	Amount (Ebn)
Total w/c 18-Aug	0.1
...largest payments	
EFSS	0.1
Total w/c 25-Aug	0.6
...largest payments	
Italy	0.5
ESM	0.1
Total w/c 1-Sep	8.2
...largest payments	
Italy	7.6
EFSS	0.4
EU	0.1
Total w/c 8-Sep	0.0
...largest payments	
Total w/c 15-Sep	4.5
...largest payments	
Italy	2.3
Germany	1.0
Total w/c 22-Sep	3.0
...largest payments	
France	2.8
Austria	0.1
Total w/c 29-Sep	3.2

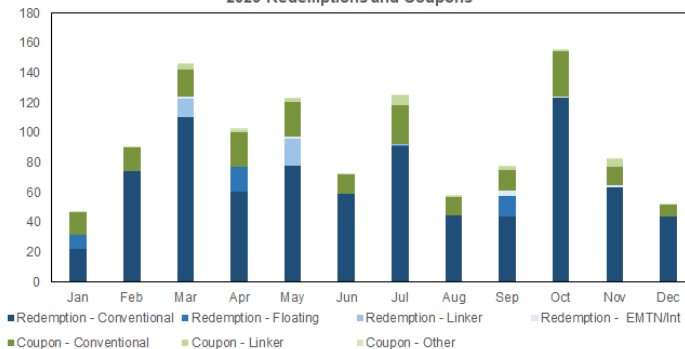
Net Cash Flow Matrix (Ebn)

	18 Aug-24 Aug	25 Aug-31 Aug	01 Sep-07 Sep	08 Sep-14 Sep	15 Sep-21 Sep	22 Sep-28 Sep
Issuance*	22.8	28.9	28.0	26.5	31.0	34.9
Redemptions				2.6	36.1	7.1
Coupons	0.1	0.6	8.2	0.0	4.5	3.0
Net Flows	22.6	28.3	19.8	23.9	-9.6	24.7

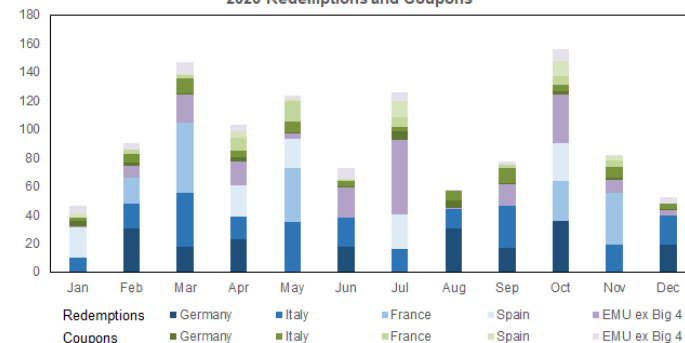
Weekly Net Cash Flows (Ebn)



2025 Redemptions and Coupons



2025 Redemptions and Coupons



Eurozone Issuance Profile

2025 Issuance

	Austria	Belgium	Finland	France	Germany	Greece	Ireland	Italy	Neth.	Portugal	Slovakia	Slovenia	Spain	EU	EFSF	ESM	Total	Other
YTD Issuance	39.5	39.6	21.2	261.4	204.0	5.9	5.3	251.3	27.4	15.8	8.1	2.0	139.0	104.8	15.0	4.0	1144.3	8.0
YTD Cash Proc.	37.5	38.4	20.1	254.2	197.8	6.0	5.1	251.7	25.6	14.7	7.9	2.0	137.1	103.3	14.9	4.0	1120.6	8.0
2025 Target	45.0	47.0	22.3	325.3	269.0	8.0	6.0	343.0	40.0	20.5	13.0	6.0	176.5	160.0	21.5	7.0	1510.1	
YTD Cash % Trgt	83.4	81.7	90.1	78.2	73.5	75.0	85.6	73.4	64.1	71.9	60.9	33.1	77.7	64.6	69.5	56.8	74.2	
Cash Proceeds:																		
<3.5 YR	1.9	-	0.1	25.6	51.0	-1.5	-	41.4	-	-0.4	0.6	-	22.7	19.6	-	2.0	162.9	0.6
3.5 - 5.5 YR	6.2	10.0	1.2	44.2	49.1	0.2	-	42.1	4.9	0.5	0.8	-	19.4	8.9	8.0	-	195.6	0.1
5.5 - 8 YR	7.8	1.5	6.1	36.1	1.0	-	-	30.1	2.1	1.2	0.4	-	18.0	16.8	3.0	-	124.2	0.1
8 - 11 YR	11.2	15.3	7.1	75.2	54.6	4.3	1.8	41.7	10.9	6.0	2.5	1.0	47.5	19.9	4.0	2.0	304.8	0.4
11 - 16 YR	4.0	3.6	1.1	10.3	6.1	2.1	0.4	21.5	-	4.4	3.0	-	12.5	9.9	-	-	78.7	0.0
16 - 21 YR	0.8	5.2	3.7	16.6	8.2	-	-	1.5	2.1	1.4	0.3	-	4.0	14.7	-	-	58.3	-
21 - 26 YR	1.4	-	-	4.4	4.1	-	-	5.0	2.0	-	0.3	-	3.3	4.9	-	-	25.4	-
26 - 32 YR	2.7	1.6	0.8	21.4	23.8	1.0	3.0	2.7	3.6	1.3	0.1	1.0	4.0	8.6	-	-	75.7	-
32 YR +	0.6	-	-	-	-	-	-	-	-	-	-	-	-	-	-	-	0.6	-
Total conv	36.6	37.2	20.1	233.8	197.8	6.0	5.1	185.9	25.6	14.3	7.9	2.0	131.5	103.3	14.9	4.0	1026.2	1.2
CCTeu / FRN	-	-	-	-	-	-	-	18.0	-	-	-	-	-	-	-	-	18.0	-
< 6 YR	-	-	-	0.8	-	-	-	3.4	-	-	-	-	2.3	-	-	-	6.5	-
6 - 11 YR	-	-	-	9.9	-	-	-	16.8	-	-	-	-	0.6	-	-	-	27.3	-
11 - 21 YR	-	-	-	8.4	-	-	-	3.2	-	-	-	-	2.8	-	-	-	14.4	-
21 - 32 YR	-	-	-	1.4	-	-	-	3.0	-	-	-	-	-	-	-	-	4.3	-
Total linker	-	-	-	20.5	-	-	-	26.3	-	-	-	-	5.6	-	-	-	52.4	-
EMTN/Fgn Debt	0.9	0.9	-	-	-	-	-	-	-	-	-	-	-	-	-	-	1.8	6.8

2025 Issuance: Nominal

	Jan	Feb	Mar	Apr	May	Jun	Jul	Aug	Sep	Oct	Nov	Dec	Total
<3.5 YR	29.1	19.9	12.3	30.2	16.0	25.9	12.4	17.0	-	-	-	-	162.9
3.5 - 5.5 YR	31.4	32.3	29.3	17.9	23.5	32.9	22.8	5.8	-	-	-	-	195.9
5.5 - 8 YR	6.4	12.8	11.0	29.8	23.8	14.7	15.0	13.3	-	-	-	-	126.8
8 - 11 YR	76.2	25.0	53.2	40.1	33.4	27.0	35.3	18.1	-	-	-	-	308.2
11 - 16 YR	4.4	32.9	5.2	12.1	6.5	11.6	5.8	5.8	-	-	-	-	84.3
16 - 21 YR	17.6	0.6	13.0	2.3	12.4	2.1	9.8	3.2	-	-	-	-	61.0
21 - 26 YR	9.2	8.4	1.5	5.1	1.5	1.5	2.9	-	-	-	-	-	29.9
26 - 32 YR	16.5	15.3	11.1	12.5	10.5	7.8	6.0	3.6	-	-	-	-	83.3
32 YR +	0.9	-	-	0.6	-	-	-	-	-	-	-	-	1.4
Total conv	191.6	147.1	136.5	150.4	127.6	123.5	110.0	67.0	-	-	-	-	1053.7
CCTeu / FRN	2.8	2.8	2.8	2.1	4.5	2.2	0.8	-	-	-	-	-	18.0
< 6 YR	1.4	-	1.7	0.6	0.7	0.7	-	0.5	-	-	-	-	5.6
6 - 11 YR	0.8	1.9	1.7	0.8	12.6	4.9	2.5	0.5	-	-	-	-	25.7
11 - 21 YR	3.2	3.4	3.2	0.9	0.3	0.9	1.5	0.4	-	-	-	-	13.8
21 - 32 YR	0.3	-	0.4	3.3	0.5	-	-	0.3	-	-	-	-	4.8
Total linker	5.7	5.3	7.0	5.6	14.1	6.4	4.0	1.7	-	-	-	-	49.9
EMTN/Fgn Debt	2.5	2.2	1.2	0.2	1.6	0.3	0.2	0.4	-	-	-	-	8.6
Total	202.6	157.4	147.4	158.3	147.8	132.4	115.1	69.1	-	-	-	-	1130.2

2025 Issuance: Cash Proceeds

	Jan	Feb	Mar	Apr	May	Jun	Jul	Aug	Sep	Oct	Nov	Dec	Total
<3.5 YR	29.0	19.9	12.3	30.3	16.4	26.0	12.5	17.1	-	-	-	-	163.5
3.5 - 5.5 YR	31.6	32.1	29.0	18.3	23.3	32.9	22.7	5.8	-	-	-	-	195.6
5.5 - 8 YR	6.4	12.8	10.4	28.8	23.1	14.5	15.0	13.3	-	-	-	-	124.2
8 - 11 YR	75.7	25.2	52.5	39.9	33.3	26.4	35.2	17.0	-	-	-	-	305.3
11 - 16 YR	3.4	31.6	4.9	11.9	6.0	11.2	5.4	4.5	-	-	-	-	78.7
16 - 21 YR	17.1	0.4	12.4	2.2	11.7	1.8	9.7	3.1	-	-	-	-	58.3
21 - 26 YR	7.9	7.7	0.9	4.4	1.0	1.2	2.2	-	-	-	-	-	25.4
26 - 32 YR	15.2	14.5	10.3	10.9	9.5	6.8	5.3	3.3	-	-	-	-	75.7
32 YR +	0.4	-	-	0.2	-	-	-	-	-	-	-	-	0.6
Total conv	186.7	144.2	132.6	146.9	124.3	120.7	107.8	64.1	-	-	-	-	1027.4
CCTeu / FRN	2.8	2.8	2.8	2.1	4.5	2.3	0.9	-	-	-	-	-	18.0
< 6 YR	1.5	-	1.8	0.8	0.9	0.8	-	0.6	-	-	-	-	6.5
6 - 11 YR	0.8	2.1	1.8	0.9	13.4	4.9	2.6	0.8	-	-	-	-	27.3
11 - 21 YR	3.5	3.4	3.0	0.8	0.5	1.0	1.5	0.6	-	-	-	-	14.4
21 - 32 YR	0.2	-	0.3	3.2	0.4	-	-	0.2	-	-	-	-	4.3
Total linker	6.1	5.5	7.0	5.7	15.2	6.7	4.0	2.3	-	-	-	-	52.4
EMTN/Fgn Debt	2.5	2.2	1.2	0.2	1.6	0.3	0.2	0.4	-	-	-	-	8.6
Total	198.0	154.7	143.6	154.9	145.7	129.9	112.9	66.8	-	-	-	-	1106.4

2024 Issuance: Nominal

	Jan	Feb	Mar	Apr	May	Jun	Jul	Aug	Sep	Oct	Nov	Dec	Total
<3.5 YR	20.2	16.6	15.3	21.8	19.0	25.4	22.8	15.5	25.6	20.6	18.1	7.7	228.6
3.5 - 5.5 YR	27.3	25.4	28.0	21.1	21.3	14.8	14.2	22.5	16.0	24.2	23.9	1.6	240.2
5.5 - 8 YR	22.8	11.1	20.4	21.7	15.4	16.9	15.5	10.8	15.1	20.6	9.0	3.2	182.4
8 - 11 YR	65.1	48.1	29.1	40.3	37.9	26.0	33.2	22.4	31.2	32.7	30.5	7.1	399.4
11 - 16 YR	22.8	1.0	10.2	6.5	17.6	10.6	7.9	2.7	6.3	10.0	3.3	3.6	102.7
16 - 21 YR	0.7	10.4	4.1	7.2	10.2	-	4.8	5.7	5.6	2.2	9.6	-	60.5
21 - 26 YR	10.7	0.1	8.1	0.1	0.2	1.5	-	0.8	5.5	6.0	0.5	1.3	34.7
26 - 32 YR	27.4	24.5	6.6	12.2	14.2	9.7	9.9	4.5	15.0	8.4	6.8	1.7	141.0
32 YR +	0.2	0.4	0.5	2.5	2.2	0.1	1.7	-	0.9	0.8	-	1.3	10.7
Total conv	197.2	137.6	122.4	133.5	134.1	105.0	110.0	84.7	121.2	125.4	101.7	27.4	1400.1
CCTeu / FRN	1.5	2.5	1.5	2.3	2.3	1.8	1.5	1.5	1.8	3.5	4.7	-	24.8
< 6 YR	2.3	2.7	1.3	1.8	1.0	2.1	1.2	1.6	1.4	1.8	1.2	-	18.5
6 - 11 YR	0.5	0.6	-	0.7	2.8	-	1.4	-	1.7	0.6	3.4	-	11.6
11 - 21 YR	2.7	1.1	6.8	2.2	4.0	2.8	1.2	1.0	6.0	3.1	0.8	-	31.6
21 - 32 YR	-	0.3	-	0.3	0.2	0.3	0.4	0.3	0.3	-	-	-	2.1
Total linker	5.5	4.7	8.1	5.0	8.0	5.3	4.1	2.9	9.4	5.5	5.4	-	63.9
EMTN/Fgn Debt	1.2	1.6	1.9	1.4	1.3	2.8	0.1	0.4	0.8	1.0	0.1	0.0	12.7
Total	205.3	146.5	133.9	142.2	145.7	114.8	115.6	89.5	133.1	135.4	111.9	27.4	1501.5

2024 Issuance: Cash Proceeds

2024 Assistance: Cash Proceeds														
	Jan	Feb	Mar	Apr	May	Jun	Jul	Aug	Sep	Oct	Nov	Dec	Total	
Conventional	<3.5 YR	20.3	16.5	15.2	21.5	18.8	25.3	22.5	15.4	25.7	20.7	18.2	7.7	227.6
	3.5 - 5.5 YR	27.3	25.1	27.8	21.0	21.0	15.1	14.3	22.6	16.1	24.3	23.6	1.6	239.9
	5.5 - 8 YR	22.6	10.5	19.8	21.7	15.1	15.7	15.0	10.4	15.3	20.8	8.8	3.2	178.8
	8 - 11 YR	65.8	48.0	29.4	39.9	33.0	25.6	32.4	22.7	31.6	33.3	30.8	7.4	399.9
	11 - 16 YR	21.4	0.8	8.9	6.2	17.3	9.9	6.8	2.1	5.0	9.9	3.3	3.0	94.8
	16 - 21 YR	0.5	9.8	3.9	7.6	8.5	-	4.9	5.6	5.8	2.4	7.6	-	56.6
	21 - 26 YR	10.2	0.1	8.0	0.1	0.1	1.4	-	0.4	5.3	5.0	0.5	0.9	32.0
	26 - 32 YR	25.3	23.2	6.1	10.8	13.9	9.0	7.8	4.3	13.5	8.0	5.9	1.8	129.7
	32 YR +	0.1	0.2	0.2	2.6	1.2	0.0	1.0	-	0.5	0.7	-	0.5	7.0
	Total conv	193.4	134.2	119.3	131.4	129.0	102.1	104.7	83.5	118.7	125.1	98.7	26.1	1366.2
CCTeu / FRN	1.5	2.5	1.5	2.3	2.3	1.7	1.5	1.5	1.7	3.5	4.7	-	24.8	
Linker	< 6 YR	2.9	3.0	1.6	2.0	1.2	2.7	1.4	2.0	1.5	2.1	1.2	-	21.6
	6 - 11 YR	0.5	1.1	-	0.7	2.9	-	1.6	-	2.2	0.6	4.5	-	14.1
	11 - 21 YR	2.8	1.4	7.1	2.3	4.0	3.0	1.7	1.0	6.4	3.5	1.0	-	34.1
	21 - 32 YR	-	0.3	-	0.3	0.2	0.3	0.4	0.3	0.3	-	-	-	2.0
	Total linker	6.2	5.8	8.7	5.2	8.3	6.0	5.0	3.3	10.4	6.2	6.7	-	71.7
	EMTN/Fgn Debt	1.2	1.6	1.9	1.4	1.3	2.8	0.1	0.4	0.7	1.0	0.1	0.0	12.6
	202.2	144.1	131.4	140.3	140.9	112.6	111.3	88.7	131.5	135.9	110.3	26.2	1475.3	

Eurozone 2025 Coupons and Redemptions

		Jan	Feb	Mar	Apr	May	Jun	Jul	Aug	Sep	Oct	Nov	Dec	Total 2025
EMU														
Redemptions	Conventional	21.8	74.1	110.7	60.7	77.6	59.1	91.2	44.5	43.6	123.4	63.7	43.5	813.9
	Floating	10.1	-	-	16.2	-	-	0.8	-	14.0	-	-	-	41.1
	Linker	-	-	11.8	-	18.6	-	0.1	-	-	-	-	-	30.5
	EMTN/Int - EUR	-	-	1.5	-	1.0	-	0.1	0.1	1.1	0.9	1.2	-	5.8
	EMTN/Int - FX	-	-	-	0.5	-	-	0.2	-	2.6	-	-	-	3.3
	Total	31.9	74.1	124.0	77.4	97.2	59.1	92.2	44.6	61.3	124.3	64.9	43.5	894.6
of which ECB PSPP		13.5	24.0	33.4	26.7	20.5	18.3	26.2	13.1	12.6	37.1	20.1	8.3	253.6
of which ECB PEPP		12.4	20.4	24.0	16.3	13.8	15.5	15.2	9.0	7.9	17.5	12.9	5.6	170.4
Coupons	Conventional	14.5	16.2	18.2	22.6	23.3	13.2	26.2	12.5	13.8	30.4	12.3	8.1	211.4
	Floating	0.1	-	0.0	0.4	-	-	0.0	-	0.0	0.4	-	-	1.0
	Linker	-	-	3.8	2.0	2.5	0.2	6.8	0.1	1.7	0.1	4.8	0.3	22.2
	EMTN/Int - EUR	0.2	0.2	0.4	0.3	0.3	0.4	0.4	0.1	0.2	0.2	0.2	0.1	3.2
	EMTN/Int - FX	0.1	0.0	0.1	0.1	0.1	0.1	0.1	0.1	0.1	0.1	0.1	0.1	1.1
	Total	14.9	16.4	22.6	25.4	26.2	13.8	33.5	12.8	15.8	31.2	17.3	8.7	238.8
Redemp+Coup	Total	46.8	90.5	146.5	102.8	123.4	72.9	125.7	57.5	77.2	155.5	82.3	52.2	1133.4
	of which ECB redemptions	25.8	44.4	57.3	42.9	34.3	33.8	41.3	22.1	20.4	54.6	33.0	13.9	424.0
	other	21.0	46.1	89.2	59.9	89.1	39.1	84.4	35.4	56.8	101.0	49.3	38.4	709.4
Germany														
Redemptions	Conventional	-	30.5	17.5	23.0	-	17.5	-	30.5	17.0	36.0	-	19.0	191.0
	Linker	-	-	-	-	-	-	-	-	-	-	-	-	0.0
	Total	-	30.5	17.5	23.0	-	17.5	-	30.5	17.0	36.0	-	19.0	191.0
Coupons	Conventional	4.0	2.5	0.9	1.2	0.6	1.0	6.0	5.5	1.0	1.8	1.2	1.0	26.9
	Linker	-	-	-	1.9	-	-	-	-	-	-	-	-	1.9
	Total	4.0	2.5	0.9	3.1	0.6	1.0	6.0	5.5	1.0	1.8	1.2	1.0	28.7
Redemp+Coup	Total	4.0	33.0	18.4	24.2	0.6	18.5	6.0	36.0	18.0	37.8	1.2	20.0	217.9
France														
Redemptions	Conventional	-	17.5	37.7	-	37.8	-	-	-	-	27.5	35.8	-	156.2
	Linker	-	-	11.8	-	-	-	-	-	-	-	-	-	11.8
	Total	-	17.5	49.4	-	37.8	-	-	-	-	27.5	35.8	-	168.0
Coupons	Conventional	-	2.8	-	9.1	14.5	1.2	-	-	2.6	6.5	5.1	-	41.8
	Linker	-	-	2.2	-	-	-	6.7	-	-	-	-	-	8.9
	Total	-	2.8	2.2	9.1	14.5	1.2	6.7	-	2.6	6.5	5.1	-	50.7
Redemp+Coup	Total	-	20.3	51.6	9.1	52.2	1.2	6.7	-	2.6	34.0	40.9	-	218.7
Italy														
Redemptions	Conventional	-	17.8	38.0	-	16.4	20.3	16.4	13.4	15.5	-	19.3	20.4	177.6
	Floating	10.1	-	-	16.2	-	-	-	-	14.0	-	-	-	40.3
	Linker	-	-	-	-	18.6	-	-	-	-	-	-	-	18.6
	EMTN/Int - EUR	-	-	-	-	-	-	-	-	-	-	0.2	-	0.2
	EMTN/Int - FX	-	-	-	-	-	-	-	-	-	-	-	-	0.0
	Total	10.1	17.8	38.0	16.2	35.1	20.3	16.4	13.4	29.5	-	19.5	20.4	236.7
Coupons	Conventional	2.3	6.2	9.2	3.5	5.1	3.3	3.0	6.5	8.4	4.2	4.9	3.2	59.8
	Floating	0.1	-	0.0	0.4	-	-	-	-	0.0	0.4	-	-	1.0
	Linker	-	-	1.6	0.1	2.5	0.2	-	0.1	1.7	0.1	2.2	0.3	8.8
	EMTN/Int - EUR	0.1	0.0	0.1	0.0	0.1	0.1	0.2	0.0	0.1	0.0	0.0	0.0	0.9
	EMTN/Int - FX	-	0.0	-	0.1	0.0	0.0	-	0.1	-	0.1	0.0	0.1	0.5
	Total	2.4	6.2	11.0	4.2	7.7	3.6	3.3	6.7	10.2	4.8	7.2	3.6	70.9
Redemp+Coup	Total	12.5	24.0	49.0	20.4	42.7	23.9	19.7	20.1	39.7	4.8	26.8	24.1	307.6
Spain														
Redemptions	Conventional	21.4	-	-	21.7	20.4	-	24.2	-	-	27.0	-	-	114.7
	Linker	-	-	-	-	-	-	-	-	-	-	-	-	0.0
	EMTN/Int - EUR	-	-	-	-	-	-	-	-	-	-	-	-	0.0
	EMTN/Int - FX	-	-	-	-	-	-	-	-	-	-	-	-	0.0
	Total	21.4	-	-	21.7	20.4	-	24.2	-	-	27.0	-	-	114.7
Coupons	Conventional	2.6	-	0.2	4.5	1.2	0.2	11.2	-	-	10.0	-	-	29.9
	Linker	-	-	-	-	-	-	-	-	-	-	2.6	-	2.6
	EMTN/Int - EUR	-	-	-	-	0.0	-	-	-	-	-	-	-	0.0
	EMTN/Int - FX	-	-	-	0.0	-	0.0	-	-	-	-	0.0	0.0	0.0
	Total	2.6	-	0.2	4.5	1.3	0.2	11.2	-	-	10.0	2.6	0.0	32.5
Redemp+Coup	Total	24.0	-	0.2	26.3	21.7	0.2	35.4	-	-	36.9	2.6	0.0	147.2
EMU ex Big 4														
Redemptions	Conventional	0.4	8.3	17.5	16.0	3.0	21.3	50.6	0.6	11.1	33.0	8.6	4.1	174.4
	Floating	-	-	-	-	-	-	0.8	-	0.0	-	-	-	0.8
	Linker	-	-	-	-	-	-	0.1	-	-	-	-	-	0.1
	EMTN/Int - EUR	-	-	1.5	-	1.0	-	0.1	0.1	1.1	0.9	1.0	-	5.6
	EMTN/Int - FX	-	-	-	0.5	-	-	0.2	-	2.6	-	-	-	3.3
	Total	0.4	8.3	19.0	16.5	4.0	21.3	51.6	0.7	14.9	33.8	9.6	4.1	184.1
Coupons	Conventional	5.7	4.7	7.9	4.3	1.9	7.4	6.0	0.5	1.8	8.0	1.0	4.0	53.1
	Floating	0.0	-	-	-	-	-	0.0	-	-	-	-	-	0.0
	Linker	-	-	-	0.0	-	0.0	0.1	-	-	-	-	-	0.1
	EMTN/Int - EUR	0.1	0.2	0.3	0.3	0.2	0.4	0.2	0.1	0.1	0.2	0.1	0.1	2.3
	EMTN/Int - FX	0.1	0.0	0.1	0.0	0.1	0.0	0.1	0.0	0.1	0.0	0.0	0.0	0.5
	Total	5.9	4.9	8.3	4.6	2.2	7.8	6.3	0.6	1.9	8.2	1.2	4.1	56.0
Redemp+Coup	Total	6.2	13.2	27.3	21.1	6.2	29.1	58.0	1.3	16.8	42.0	10.8	8.2	240.1

Eurozone 2025 Coupons and Redemptions

		Jan	Feb	Mar	Apr	May	Jun	Jul	Aug	Sep	Oct	Nov	Dec	Total 2025
Austria														
Redemptions	Conventional				9.1						13.3			22.4
	EMTN/Int - EUR							0.1	0.1		0.1			0.3
	EMTN/Int - FX				0.5									0.5
	Total				9.6			0.1	0.1		13.4			23.2
Coupons	Conventional	0.2	1.5	1.2	0.1	0.2	0.4	0.9		0.1	1.1	0.1		5.9
	EMTN/Int - EUR	0.0	0.0		0.0			0.0	0.0		0.0			0.0
	EMTN/Int - FX		0.0		0.0	0.0	0.0				0.0	0.0	0.0	0.0
	Total	0.2	1.5	1.2	0.1	0.2	0.4	0.9	0.0	0.1	1.2	0.1	0.0	5.9
Redemp+Coup Total		0.2	1.5	1.2	9.7	0.2	0.4	1.0	0.1	0.1	14.6	0.1	0.0	29.1
Belgium														
Redemptions	Conventional						21.3							21.3
	Linker													0.0
	EMTN/Int - EUR													0.0
	EMTN/Int - FX							0.2						0.2
Coupons	Conventional			3.8	0.4		4.9				1.0			10.1
	Coupon - Linker						0.0	0.0						0.0
	Coupon - Int - EUR	0.0		0.0		0.0	0.0	0.0		0.0	0.0	0.0	0.0	0.1
	EMTN/Int - FX	0.0		0.0	0.0	0.0	0.0	0.0		0.0	0.0	0.0	0.0	0.2
Redemp+Coup Total		0.0		3.9	0.4	0.0	5.0	0.0		0.0	1.0	0.0	0.0	10.4
Redemp+Coup Total		0.0		3.9	0.4	0.0	26.3	0.2		0.0	1.0	0.0	0.0	31.8
EFSF														
Redemptions	Conventional		6.0		3.0			3.5			5.0		4.0	21.5
	Total		6.0		3.0			3.5			5.0		4.0	21.5
Coupons	Conventional	0.1	0.5	0.1	0.5	0.3	0.1	0.6	0.2	0.3	0.0		0.3	3.0
	Total	0.1	0.5	0.1	0.5	0.3	0.1	0.6	0.2	0.3	0.0		0.3	3.0
Redemp+Coup Total		0.1	6.5	0.1	3.5	0.3	0.1	4.1	0.2	0.3	5.0		4.3	24.5
ESM														
Redemptions	Conventional			3.5						6.0				9.5
	EMTN/Int - FX									2.6				2.6
	Total			3.5						8.6				12.1
Coupons	Conventional			0.2		0.1	0.0	0.0	0.1	0.3	0.1	0.2	0.1	0.9
	EMTN/Int - FX			0.1						0.1				0.1
	Total			0.2		0.1	0.0	0.0	0.1	0.3	0.1	0.2	0.1	1.0
Redemp+Coup Total				3.7		0.1	0.0	0.0	0.1	8.9	0.1	0.2	0.1	13.1
EU														
Redemptions	Conventional				2.4			18.0			0.2	8.0	0.0	28.6
	Floating													0.0
	Total				2.4			18.0			0.2	8.0	0.0	28.6
Coupons	Conventional	0.0	1.3	0.5	1.0	0.0	0.0	1.5		0.1	3.8	0.6	3.5	12.5
	Floating													0.0
	Total	0.0	1.3	0.5	1.0	0.0	0.0	1.5		0.1	3.8	0.6	3.5	12.5
Redemp+Coup Total		0.0	1.3	0.5	3.4	0.0	0.0	19.5		0.1	4.0	8.6	3.6	41.1
Greece														
Redemptions	Conventional		2.3											2.3
	Floating									0.0				0.0
	Linker							0.1						0.1
	EMTN/Int - EUR													0.0
Coupons	Conventional	1.0	0.2	0.4	0.1		1.0	0.3		0.0				3.1
	Floating													0.0
	Linker							0.0						0.0
	EMTN/Int - EUR				0.0			0.1						0.1
Redemp+Coup Total		1.0	0.2	0.4	0.1		1.0	0.4		0.0				3.2
Redemp+Coup Total		1.0	2.5	0.4	0.1		1.0	0.4		0.0				5.5
Ireland														
Redemptions	Conventional			11.5										11.5
	Floating													0.0
	EMTN/Int - EUR													0.0
	Total			11.5										11.5
Coupons	Conventional	0.0	0.2	0.7	0.0	0.9		0.0		0.0	0.4			2.3
	Floating													0.0
	EMTN/Int - EUR		0.0	0.0	0.0	0.0	0.0	0.0		0.0	0.0	0.0		0.0
	Total	0.0	0.2	0.7	0.0	0.9	0.0	0.0		0.0	0.4	0.0		2.4
Redemp+Coup Total		0.0	0.2	12.2	0.0	0.9	0.0	0.0		0.0	0.4	0.0		13.8
Netherlands														
Redemptions	Conventional							19.9						19.9
	Total							19.9						19.9
Coupons	Conventional	4.1						1.4						5.5
	Total	4.1						1.4						5.5
Redemp+Coup Total		4.1						21.4						25.4
Portugal														
Redemptions	Conventional										11.4			11.4
	Floating							0.8						0.8
	EMTN/Int - EUR													0.0
	EMTN/Int - FX													0.0
Coupons	Conventional	0.0	0.6	0.0	1.1	0.1	0.7	0.4	0.0	0.0	1.1	0.0	0.0	4.0
	Floating	0.0						0.0						0.0
	EMTN/Int - EUR		0.0											0.0
	EMTN/Int - FX													0.0
Redemp+Coup Total		0.0	0.6	0.0	1.1	0.1	0.7	0.4	0.0	0.0	1.1	0.0	0.0	4.1
Redemp+Coup Total		0.0	0.6	0.0	1.1	0.1	0.7	1.2	0.0	0.0	12.5	0.0	0.0	16.3

Eurozone 2025 Coupons and Redemptions

		Jan	Feb	Mar	Apr	May	Jun	Jul	Aug	Sep	Oct	Nov	Dec	Total 2025
Croatia														
Redemptions	Conventional			2.5				0.8						3.3
	EMTN/Int - EUR			1.5										1.5
	EMTN/Int - FX													
	Total			4.0				0.8						4.8
Coupons	Conventional	0.1	0.0	0.1		0.0	0.0	0.1	0.0	0.0		0.0	0.0	0.5
	EMTN/Int - EUR	0.0		0.2	0.1	0.0	0.2	0.0		0.0	0.0	0.0	0.0	0.5
	Coupon - Int - FC													
	Total	0.1	0.0	0.2	0.1	0.1	0.2	0.1	0.0	0.0	0.0	0.1	0.1	1.0
Redemp+Coup	Total	0.1	0.0	4.2	0.1	0.1	0.2	0.9	0.0	0.0	0.0	0.1	0.1	5.8
Cyprus														
Redemptions	Conventional												0.1	0.1
	EMTN/Int - EUR											1.0		1.0
	Total											1.0	0.1	1.1
Coupons	Conventional												0.0	0.0
	EMTN/Int - EUR	0.0	0.0		0.1	0.0	0.0			0.0	0.0	0.0	0.0	0.3
	Total	0.0	0.0		0.1	0.0	0.0			0.0	0.0	0.0	0.0	0.3
Redemp+Coup	Total	0.0	0.0		0.1	0.0	0.0			0.0	0.0	1.0	0.1	1.4
Finland														
Redemptions	Conventional							6.3		5.1				11.4
	EMTN/Int - EUR													0.0
	EMTN/Int - FX													0.0
	Total							6.3		5.1				11.4
Coupons	Conventional				1.0	0.0		0.6		0.9				2.5
	EMTN/Int - EUR													0.0
	Coupon - Int - FC	0.0	0.0			0.0		0.0	0.0			0.0		0.1
	Total	0.0	0.0		1.0	0.0		0.6	0.0	0.9		0.0		2.6
Redemp+Coup	Total	0.0	0.0		1.0	0.0		6.9	0.0	6.0		0.0		14.0
Latvia														
Redemptions	Conventional	0.4												0.4
	EMTN/Int - EUR									1.1				1.1
	EMTN/Int - FX													0.0
	Total	0.4								1.1				1.5
Coupons	Conventional													0.0
	EMTN/Int - EUR	0.1	0.0	0.0	0.0	0.1	0.0	0.0		0.0	0.0	0.0	0.0	0.3
	EMTN/Int - FX	0.0						0.0						0.1
	Total	0.1	0.0	0.0	0.0	0.1	0.0	0.1		0.0	0.0	0.0	0.0	0.4
Redemp+Coup	Total	0.5	0.0	0.0	0.0	0.1	0.0	0.1		1.1	0.0	0.0	0.0	1.9
Lithuania														
Redemptions	Conventional								0.6			0.3		1.0
	EMTN/Int - EUR					1.0					0.8			1.7
	EMTN/Int - FX													0.0
	Total					1.0			0.6		0.8	0.3		2.7
Coupons	Conventional		0.0		0.0	0.0		0.0	0.1			0.0	0.0	0.1
	EMTN/Int - EUR		0.1		0.1	0.1	0.1	0.1	0.1		0.1	0.0	0.1	0.8
	EMTN/Int - FX													0.0
	Total		0.1		0.1	0.1	0.1	0.1	0.2		0.1	0.0	0.1	1.0
Redemp+Coup	Total		0.1		0.1	1.1	0.1	0.1	0.8		0.9	0.4	0.1	3.6
Luxembourg														
Redemptions	Conventional				1.5									1.5
	Total				1.5									1.5
Coupons	Conventional		0.0	0.1		0.0			0.0		0.0			0.2
	Total		0.0	0.1		0.0			0.0		0.0			0.2
Redemp+Coup	Total		0.0	0.1	1.5	0.0			0.0		0.0			1.7
Malta														
Redemptions	Conventional							0.1				0.2	0.0	0.4
	EMTN/Int - EUR													0.0
	Total							0.1				0.2	0.0	0.4
Coupons	Conventional	0.0	0.0	0.0	0.0	0.0	0.0	0.0	0.0	0.0	0.0	0.0	0.0	0.3
	EMTN/Int - EUR													0.0
	Total	0.0	0.0	0.0	0.0	0.0	0.0	0.0	0.0	0.0	0.0	0.0	0.0	0.3
Redemp+Coup	Total	0.0	0.0	0.0	0.0	0.0	0.0	0.2	0.0	0.0	0.0	0.3	0.0	0.6
Slovakia														
Redemptions	Conventional					3.0					3.0			6.0
	EMTN/Int - EUR													0.0
	EMTN/Int - FX													0.0
	Total					3.0					3.0			6.0
Coupons	Conventional	0.2	0.3	0.2	0.0	0.1	0.2	0.0	0.0		0.4	0.1		1.6
	EMTN/Int - EUR		0.0											0.0
	EMTN/Int - FX			0.0		0.0								0.0
	Total	0.2	0.3	0.2	0.0	0.1	0.2	0.0	0.0		0.4	0.1		1.6
Redemp+Coup	Total	0.2	0.3	0.2	0.0	3.1	0.2	0.0	0.0		3.4	0.1		7.6
Slovenia														
Redemptions	Conventional							1.9						1.9
	EMTN/Int - FX													0.0
	Total							1.9						1.9
Coupons	Conventional	0.0	0.0	0.4				0.1	0.1	0.0	0.0	0.1		0.7
	EMTN/Int - FX			0.0						0.0				0.0
	Total	0.0	0.0	0.5				0.1	0.1	0.0	0.0	0.1		0.7
Redemp+Coup	Total	0.0	0.0	0.5				2.0	0.1	0.0	0.0	0.1		2.6