

MNI EGB Supply Daily

22 October, 2025 - By Tim Davis and Moritz Arold

THIS WEEK

Germany will conclude auction issuance for the week today. Italy has opened books for its retail-only BTP Valore and we pencil in a Slovakian syndication. Estonia has held a syndicated transaction yesterday, while Finland and Germany held auctions yesterday, and Slovakia and the EU have both held auctions earlier this week. **We pencil in issuance of E15.4bln for the week (excluding retail)**, down from E38.8bln last week.

- **Italy** will look to issue a new 7-year Oct-32 BTP Valore (ISIN: IT0005672016) this week. Books across the first two days totalled E9.7bln, almost 50% higher than the last BTP Valore (E6.6bln in May 2024 with eventual takeup of E11.2bln) but less than the E11.1bln day 1-2 total for the Valore in February/March 2024 (eventual takeup E18.3bln).
 - The guaranteed minimum coupon rates will be 2.60% for years 1-3, 3.10% for years 4-5 and 4.00% for years 6-7. As extra final bonus will be 0.8% of the invested capital for investors who purchase the bond during the placement period and hold it until maturity.
 - This will be the fifth BTP Valore issued (but the first of 2025) and have the longest maturity to date. Since launching in 2023, BTP Valore volumes have ranged from E11.2-18.3bln with maturities ranging from 4-6 years.
 - So far in 2025 there have been two Italian retail offerings: the 9-year BTP Piu in February for E14.9bln and the 7-year BTP Italian in May with the retail takeup E8.8bln.
- **Slovakia** kicked off auction issuance for the week on Monday to hold a SlovGB auction for a combined E499mln, selling E115mln of the 3.00% Nov-31 SlovGB (ISIN: SK4000026241), E191.3mln of the 3.75% Feb-35 SlovGB (ISIN: SK4000022539), E93mln of the 0.375% Apr-36 SlovGB (ISIN: SK4000018958), and E100mln of the 2.00% Oct-47 SlovGB (ISIN: SK4120013400).
 - There was a further E27mln sold in the non-competitive round: E8.6mln of the 3.00% Nov-31 SlovGB, E12.6mln of the 0.375% Apr-36 SlovGB, and E5.8mln of the 2.00% Oct-47 SlovGB.
 - Note there the 3.75% Feb-35 SlovGB has now reached its terminal size of E5.0bln, so that issue was not available in the non-competitive round.
- In July **Slovakia's** ARDAL Director Daniel Bytcaneek told the MNI policy team that a syndication in the second half of October was likely with a transaction size of E2bln with a new 12-year SlovGB the most likely candidate (with a possibility of a new 20-year SlovGB). We pencil this in for this week (although there is a possibility it is the following week).
- The **EU** held an auction on Monday, selling a combined E5.392bln of the following: E2.259bln (target up to E2.5bln) of the 2.625% Jul-28 EU-bond (ISIN: EU000A4D5QM6), E1.798bln (target up to E2bln) of the 2.75% Feb-33 Green EU-bond (ISIN: EU000A3K4DW8) and E1.335bln (target up to E1.5bln) of the 3.75% Oct-45 EU-bond (ISIN: EU000A4EA8Y7).
 - The non-competitive tranche of the auction was for the first time (it was introduced last month but not utilised): a further E300mln of the 2.75% Feb-33 Green EU-bond and E228mln of the 3.75% Oct-45 EU-bond were sold. There was no additional takeup of the 2.625% Jul-28 EU-bond.
- **Estonia** held a E500m (WNG) syndicated tap of the 3.250% Jan-34 ESTONI (ISIN: XS2740429076). The spread for the transaction was set at MS + 72bps (guidance was MS + 80bps area then revised to MS + 75bps area). [This follows our policy team's interview with their Treasury earlier yesterday.](#)
- **Finland** came to the market yesterday, holding a conventional auction for a combined E1.417bln (target up to E1.5bln) of on-the-run 7/10-year RFGBs: Finland sold E548mln of the 2.625% Apr-32 RFGB (ISIN: FI4000591862) and E869mln of the 3.00% Sep-35 RFGB (ISIN: FI4000587415). Note that both RFGBs have been launched this year with the 7-year launched via syndication in August and seeing demand so strong that it was reopened in the ORI the following week.
- **Germany** also held an auction yesterday, its final green auction of the year with a combined E1.5bln auction size. That will put total 2025 green funding at E14.5bln (versus a target of E13-15bln). The DFA re-opened two lines: the 1.30% Oct-27 Green Bobl (ISIN: DE0001030740) for E750mln (E733mln allotted), alongside the 1.30% Oct-27 Green Bobl (ISIN: DE0001030740) for another E750mln (E718mln allotted).

- **Germany** will return to the market today with E3bln of the 7-year 2.50% Nov-32 Bund (ISIN: DE000BU27014) on offer.

NOMINAL FLOWS: This week will see redemptions of E14.3bln: primarily E13.3bln of a formerly 10-year Austrian RAGB and E0.8bln of a formerly 10-year Lithuanian bond. Coupon payments for the week total E3.9bln of which E1.2bln are Austrian, E1.0bln Belgian, E0.7bln German, E0.5bln Irish and E0.2bln Portuguese. **This leaves estimated net flows for the week at negative E2.6bln** versus positive E25.0bln last week.

NEXT WEEK (W/C 27 October)

Belgium, Italy, Germany and Finland will all look to come to the market in the W/C 27 October. **We pencil in issuance of E25.0bln for the week.** There is also the potential for a Slovakian syndication, if it has not already happened in the upcoming week.

- **Belgium** will kick off the week's issuance on Monday 27 October with its last conventional auction of the year, with the 2.60% Oct-30 OLO (ISIN: BE0000365743), the 1.25% Apr-33 Green OLO (ISIN: BE0000346552) and the on-the-run 10-year 3.10% Jun-35 OLO (ISIN: BE0000363722) on offer.
 - Alongside this, the BDA announced that it would cancel the auction scheduled for 24 November (but still planned to conduct the two remaining ORI auctions on 7 November and 19 December).
 - We look for a similar or slightly smaller E2.6bln maximum auction size to that seen in September – the size announcement is set to follow this Friday.
- **Italy** will look to hold a BTP Short Term / BTPei auction on Tuesday 28 October with details to be confirmed on Thursday 23 October. We expect the 2.10% Aug-27 BTP Short Term (ISIN: IT0005657330) to be on offer. There is also a good chance the 1.10% Aug-31 BTPei (ISIN: IT0005657348) is reopened again, possibly as part of a dual-line BTPei auction.
- **Germany** will come to the market on Tuesday 28 October with E4bln of the 2.20% Oct-30 Bobl (ISIN: DE000BU25059) on offer.
- **Germany** will return to the market on Wednesday 29 October with E4.5bln of the 10-year 2.60% Aug-35 Bund (ISIN: DE000BU22056) on offer.
- On Thursday 30 October, **Italy** will look to hold a 5/10-year BTP / CCTeu auction. Details will be confirmed on Monday 27 October. We see a good chance for a new 10-year Feb-36 BTP to be launched at this auction, alongside a first reopening of the 5-year 2.85% Feb-31 BTP (ISIN: IT0005671273). We note that the Apr-34 CCTeu (ISIN: IT0005652828) has been sold at each auction since its May launch.
- **Finland** will conclude the month's issuance on Thursday 30 October by holding an ORI auction.

NOMINAL FLOWS: The W/C 27 October will see sizeable redemptions of E54.5bln: E27.5bln of a formerly 30-year French OAT and E27.0bln of a formerly 10-year Spanish Obli. Coupon payments for the week total E17.8bln of which E10.1bln are Spanish, E6.5bln French and E1.1bln Italian. **This leaves estimated net flows for the week at negative E47.3bln.**

Future Syndication Expectations

- We expect no further syndication this year from Austria, Belgium, France (although don't rule this out completely), Germany, Finland, Greece, Ireland, the Netherlands, Portugal or Spain. The EU has two syndications scheduled for the remainder of the year.

MNI Eurozone Net Cash Flow Matrix

Week beginning 20-Oct-2025

2025 Redemption Payments

Maturity	Country	Issue	Coupon	Amount (Ebn)
15-Jan	Italy	CCTEU	EURIBOR 6m +185	10.10
31-Jan	Spain	Bono	0.00	21.38
31-Jan	Latvia	LATVGB	0.00	0.39
01-Feb	Italy	BTP	0.35	17.80
15-Feb	Germany	Bund	0.50	30.50
15-Feb	Greece	GGF	3.375	2.21
17-Feb	EFSS	EFSS	0.40	6.00
24-Feb	Greece	GGF Step	4.30	0.05
25-Feb	France	OAT	0.00	17.50
01-Mar	Italy	BTP	5.00	23.40
01-Mar	France	OATI	FR CPI+10	11.78
03-Mar	Croatia	CROATE	0.25	0.66
08-Mar	Croatia	CROATE	3.65	1.85
11-Mar	Croatia	Croatia EMTN	3.00	1.50
13-Mar	Germany	Schatz	2.50	17.50
13-Mar	Ireland	IGB	5.40	11.49
14-Mar	ESM	ESM	0.00	3.50
25-Mar	France	OAT	0.00	37.66
28-Mar	Italy	BTP Short Term	3.40	14.62
04-Apr	EU	EU-bond	0.50	2.40
11-Apr	Germany	Bobl	0.00	23.00
15-Apr	Italy	CCTEU	EURIBOR 6m +95	16.21
20-Apr	Austria	RAGB	0.00	9.06
22-Apr	Austria	Austria Int - FC, fixed	0.67	0.52
28-Apr	Luxembourg	LGB	0.00	1.50
28-Apr	EFSS	EFSS	0.20	3.00
30-Apr	Spain	Obli	1.60	21.75
06-May	Lithuania	Lithuania EMTN - EUR, fixed	0.25	0.97
14-May	Slovakia	SLOVGB	0.25	3.00
15-May	Italy	BTP	1.45	16.42
25-May	France	OAT	0.50	37.76
26-May	Italy	BTP Italia	IT CPI+140	18.64
31-May	Spain	Bono	0.00	20.43
01-Jun	Italy	BTP	1.50	20.26
12-Jun	Germany	Schatz	2.80	17.50
22-Jun	Belgium	OLO	0.80	21.30
01-Jul	Italy	BTP	1.85	16.39
04-Jul	Finland	RFGF	4.00	6.30
04-Jul	EU	EU-bond	0.80	18.01
09-Jul	Croatia	CROATE	4.50	0.80
09-Jul	Belgium	Belgium EMTN - FC, fixed	4.192	0.15
11-Jul	EFSS	EFSS	0.50	3.50
15-Jul	Netherlands	DSL	0.25	19.93
17-Jul	Malta	MALTA	0.75	0.14
23-Jul	Portugal	PGB Float	EURIBOR 6m +100	0.79
25-Jul	Greece	GGF	EU CPI+290	0.08
28-Jul	Slovenia	SLOREP	2.125	1.91
28-Jul	Austria	Austria EMTN - EUR, float	Floating	0.05
30-Jul	Spain	Obli	4.65	24.19
04-Aug	Lithuania	LITHGB	1.30	0.62
04-Aug	Austria	Austria EMTN - EUR, float	Floating	0.10
15-Aug	Germany	Bund	1.00	30.50
15-Aug	Italy	BTP	1.20	13.43
10-Sep	ESM	ESM USD Bond	0.375	2.59
15-Sep	Finland	RFGF	0.875	5.11
15-Sep	Italy	CCTEU	EURIBOR 6m +55	13.97
18-Sep	Germany	Schatz	3.10	17.00
18-Sep	Greece	GGF Float	BOR 6m +FLOATING	0.04
23-Sep	ESM	ESM	1.00	6.00
23-Sep	Latvia	Latvia - EUR, fixed	1.375	1.11
29-Sep	Italy	BTP Short Term	3.60	15.50
10-Oct	Germany	Bobl	0.00	27.50
10-Oct	Germany	Green	0.00	8.50
10-Oct	Austria	Austria EMTN - EUR, float	Floating	0.12
14-Oct	Slovakia	SLOVGB	4.35	3.00
15-Oct	Portugal	PGB	2.875	11.43
15-Oct	EFSS	EFSS	0.00	5.00
20-Oct	Austria	RAGB	1.20	13.33
20-Oct	EU	EU-bond	2.875	0.00
22-Oct	Lithuania	Lithuania EMTN - EUR, fixed	1.25	0.75
25-Oct	France	OAT	6.00	27.50
31-Oct	Spain	Obli	2.15	26.98
04-Nov	Cyprus	Cyprus - EUR, fixed	4.25	1.00
04-Nov	EU	EU SURE	0.00	8.00
08-Nov	Malta	MALTA	0.50	0.23
09-Nov	Italy	Italy EMTN - EUR, float	Floating	0.20
15-Nov	Italy	BTP	2.50	19.34
21-Nov	Lithuania	LITHGB	0.80	0.33
25-Nov	France	OAT	1.00	35.65
01-Dec	Italy	BTP	2.00	20.43
04-Dec	EU	EU-bond	0.77	0.02
12-Dec	Germany	Schatz	3.10	19.00
15-Dec	EFSS	EFSS	1.50	4.00
18-Dec	Cyprus	CYPGB	4.00	0.09
31-Dec	Malta	MALTA	7.00	0.00

* Amounts include estimations of inflation uplifts

* Amount is converted to euros for foreign currency issues

Eurozone Govt Supply

Date	Country	Issue	Amount
20-Oct	Slovakia	3.00% Nov-31 SlovGB	E115mln
20-Oct	Slovakia	3.75% Feb-35 SlovGB	E191.3mln
20-Oct	Slovakia	0.375% Apr-36 SlovGB	E93mln
20-Oct	Slovakia	2.00% Oct-47 SlovGB	E100mln
20-Oct	EU	2.625% Jul-28 EU-bond	E2259bln
20-Oct	EU	2.75% Feb-33 Green EU-bond	E1798bln
20-Oct	EU	3.75% Oct-45 EU-bond	E1335bln
21-Oct	Estonia	3.25% Jan-34 Estonia	E500mln
21-Oct	Finland	2.625% Apr-32 RFGF	E548mln
21-Oct	Finland	3.00% Sep-35 RFGF	E869mln
21-Oct	Germany	1.30% Oct-27 Green Bobl	E750mln
21-Oct	Germany	2.50% Feb-35 Green Bund	E750mln
W/C 20-Oct	Italy	2.60% Oct-32 BTP Valore	TBA
22-Oct	Germany	2.50% Nov-32 Bund	E3bln

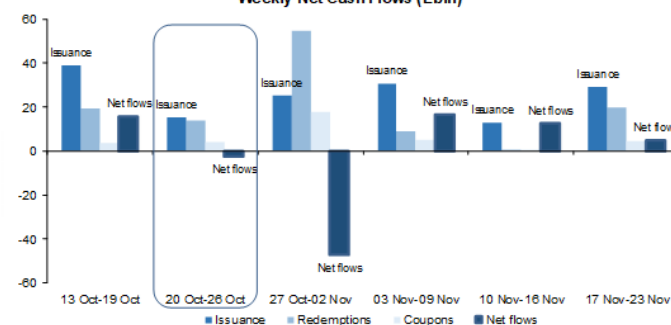
Weekly supply

E154bln

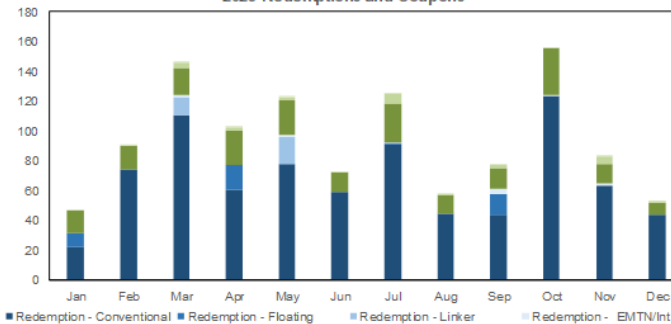
Net Cash Flow Matrix (Ebn)

	13 Oct-19 Oct	20 Oct-26 Oct	27 Oct-02 Nov	03 Nov-09 Nov	10 Nov-16 Nov	17 Nov-23 Nov
Issuance*	38.8	15.4	25.0	30.8	12.9	29.0
Redemptions	19.4	14.1	54.5	9.0	0.4	19.7
Coupons	3.6	3.9	17.8	5.0	0.0	4.6
Net Flows	15.8	-2.6	-47.3	16.7	12.5	4.7

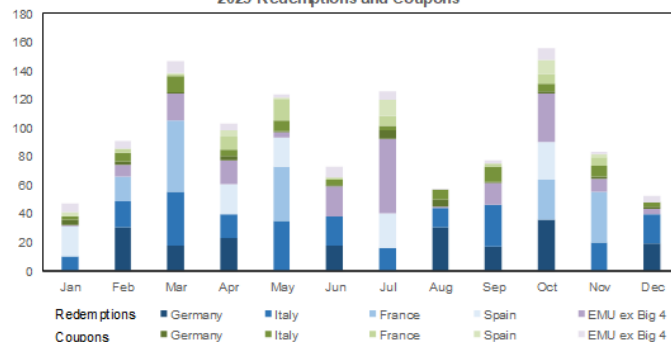
Weekly Net Cash Flows (Ebn)



2025 Redemptions and Coupons



2025 Redemptions and Coupons



Eurozone Issuance Profile

2025 Issuance

	Austria	Belgium	Finland	France	Germany	Greece	Ireland	Italy	Neth.	Portugal	Slovakia	Slovenia	Spain	EU	EFFS	ESM	Total	Other
YTD Issuance	42.2	43.5	24.5	312.8	258.0	6.2	8.5	303.1	36.6	21.9	9.2	2.0	161.5	137.8	17.0	6.7	1391.5	14.7
YTD Cash Proc.	40.2	42.0	23.2	303.2	250.6	6.3	8.2	303.9	34.7	20.6	8.9	2.0	159.5	136.1	17.0	6.7	1363.0	
2025 Target	45.0	47.0	22.3	338.8	269.0	8.0	8.2	343.0	40.0	20.5	13.0	6.0	171.5	160.0	21.5	7.0	1520.9	
YTD Cash % Trgt	89.3	89.3	104.1	89.5	93.2	78.2	100.0	88.6	86.7	100.4	68.8	33.1	93.0	85.0	78.9	95.4	89.6	
Cash Proceeds:																		
<3.5 YR	1.9	-	0.1	35.2	66.2	-1.5	-	46.9	-	-0.4	0.6	-	26.7	24.1	-	2.0	201.7	0.8
3.5 - 5.5 YR	6.2	10.9	1.2	53.7	58.1	0.2	-	51.6	4.9	0.5	0.8	-	22.0	13.9	9.0	-	232.9	0.1
5.5 - 8 YR	7.8	1.6	7.3	37.6	9.4	-	-	47.3	4.2	1.2	0.6	-	24.4	23.9	3.0	-	168.5	0.1
8 - 11 YR	13.0	16.6	8.9	94.0	66.2	4.5	4.0	48.9	10.9	10.1	3.1	1.0	51.6	21.6	5.0	3.0	362.3	2.9
11 - 16 YR	4.0	4.3	1.1	10.3	9.6	2.1	0.4	23.6	1.9	4.4	3.0	-	14.4	15.8	-	-	94.8	0.0
16 - 21 YR	0.8	5.2	3.7	20.3	9.2	-	0.5	1.5	2.1	1.7	0.4	-	4.7	16.2	-	-	66.3	-
21 - 26 YR	1.4	-	-	4.4	5.3	-	-	5.0	2.0	-	0.4	-	3.3	6.0	-	-	27.7	-
26 - 32 YR	3.3	1.9	0.9	23.5	26.6	1.0	3.4	7.7	8.6	2.7	0.1	1.0	5.4	14.5	-	-	100.6	-
32 YR +	0.6	-	-	1.3	-	-	-	-	-	-	-	-	-	-	-	-	1.9	-
Total conv	39.1	40.3	23.2	280.2	250.6	6.3	8.2	232.5	34.7	20.2	8.9	2.0	152.4	136.1	17.0	5.0	1256.7	3.9
CCTeu / FRN	-	-	-	-	-	-	-	21.0	-	-	-	-	-	-	-	-	21.0	-
< 6 YR	-	-	-	0.8	-	-	-	4.6	-	-	-	-	3.1	-	-	-	8.5	-
6 - 11 YR	-	-	-	11.2	-	-	-	16.8	-	-	-	-	0.6	-	-	-	28.6	-
11 - 21 YR	-	-	-	9.3	-	-	-	4.6	-	-	-	-	3.3	-	-	-	17.2	-
21 - 32 YR	-	-	-	1.6	-	-	-	3.0	-	-	-	-	-	-	-	-	4.6	-
Total linker	-	-	-	23.0	-	-	-	29.0	-	-	-	-	7.0	-	-	-	59.0	-
EMTN/Fgn Debt	1.1	0.9	-	-	-	-	-	-	-	-	-	-	-	-	-	1.7	3.7	10.8

2025 Issuance: Nominal

	Jan	Feb	Mar	Apr	May	Jun	Jul	Aug	Sep	Oct	Nov	Dec	Total
<3.5 YR	29.1	19.9	12.3	30.2	16.0	25.9	12.4	17.1	21.7	17.2	-	-	201.9
3.5 - 5.5 YR	31.4	32.3	29.3	17.9	23.5	32.9	22.8	8.6	22.6	12.2	-	-	233.4
5.5 - 8 YR	6.4	12.8	11.0	29.8	23.8	14.7	15.0	17.6	20.6	20.2	-	-	171.8
8 - 11 YR	76.2	25.0	53.2	40.1	33.4	27.0	35.3	21.5	37.5	19.8	-	-	368.9
11 - 16 YR	4.4	32.9	5.2	12.1	6.5	11.6	5.8	6.8	9.1	-	-	-	100.2
16 - 21 YR	17.6	0.6	13.0	2.3	12.4	2.1	9.8	3.2	3.7	5.9	-	-	70.6
21 - 26 YR	9.2	8.4	1.5	5.1	1.5	1.5	2.9	-	2.3	1.1	-	-	33.3
26 - 32 YR	16.5	15.3	11.1	12.5	10.5	7.8	6.0	4.0	23.0	2.6	-	-	109.3
32 YR +	0.9	-	-	0.6	-	-	-	-	-	1.4	-	-	2.8
Total conv	191.6	147.1	136.5	150.4	127.6	123.5	110.0	77.8	138.1	89.5	-	-	1292.1
CCTeu / FRN	2.8	2.8	2.8	2.1	4.5	2.2	0.8	2.0	0.9	-	-	-	20.8
< 6 YR	1.4	-	1.7	0.6	0.7	0.7	-	0.5	1.9	-	-	-	7.5
6 - 11 YR	0.8	1.9	1.7	0.8	12.6	4.9	2.5	0.5	0.6	0.7	-	-	26.9
11 - 21 YR	3.2	3.4	3.2	0.9	0.3	0.9	1.5	0.4	1.9	0.8	-	-	16.5
21 - 32 YR	0.3	-	0.4	3.3	0.5	-	-	0.3	-	0.3	-	-	5.1
Total linker	5.7	5.3	7.0	5.6	14.1	6.4	4.0	1.7	4.5	1.7	-	-	56.1
EMTN/Fgn Debt	2.5	2.2	1.2	0.2	1.6	0.3	0.2	2.1	3.6	0.7	-	-	14.6
Total	202.6	157.4	147.4	158.3	147.8	132.4	115.1	83.6	147.0	92.0	-	-	1383.7

2025 Issuance: Cash Proceeds

	Jan	Feb	Mar	Apr	May	Jun	Jul	Aug	Sep	Oct	Nov	Dec	Total
<3.5 YR	29.0	19.9	12.3	30.3	16.4	26.0	12.5	17.2	21.6	17.3	-	-	202.5
3.5 - 5.5 YR	31.6	32.1	29.0	18.3	23.3	32.9	22.7	8.6	22.5	12.1	-	-	233.0
5.5 - 8 YR	6.4	12.8	10.4	28.8	23.1	14.5	15.0	17.5	20.4	19.7	-	-	168.6
8 - 11 YR	75.7	25.2	52.5	39.9	33.3	26.4	35.2	20.4	37.4	19.2	-	-	365.2
11 - 16 YR	3.4	31.6	4.9	11.9	6.0	11.2	5.4	4.5	7.1	9.0	-	-	94.9
16 - 21 YR	17.1	0.4	12.4	2.2	11.7	1.8	9.7	3.1	3.4	4.6	-	-	66.3
21 - 26 YR	7.9	7.7	0.9	4.4	1.0	1.2	2.2	-	1.8	0.5	-	-	27.7
26 - 32 YR	15.2	14.5	10.3	10.9	9.5	6.8	5.3	3.5	22.3	2.4	-	-	100.6
32 YR +	0.4	-	-	0.2	-	-	-	-	-	1.3	-	-	1.9
Total conv	186.7	144.2	132.6	146.9	124.3	120.7	107.8	74.7	136.5	86.1	-	-	1260.6
CCTeu / FRN	2.8	2.8	2.8	2.1	4.5	2.3	0.9	2.0	0.9	-	-	-	21.0
< 6 YR	1.5	-	1.8	0.8	0.9	0.8	-	0.6	2.1	-	-	-	8.5
6 - 11 YR	0.8	2.1	1.8	0.9	13.4	4.9	2.6	0.8	0.7	0.7	-	-	28.6
11 - 21 YR	3.5	3.4	3.0	0.8	0.5	1.0	1.5	0.6	2.0	0.9	-	-	17.2
21 - 32 YR	0.2	-	0.3	3.2	0.4	-	-	0.2	-	0.2	-	-	4.6
Total linker	6.1	5.5	7.0	5.7	15.2	6.7	4.0	2.3	4.8	1.8	-	-	59.0
EMTN/Fgn Debt	2.5	2.2	1.2	0.2	1.6	0.3	0.2	2.1	3.5	0.7	-	-	14.5
Total	198.0	154.7	143.6	154.9	145.7	129.9	112.9	81.1	145.7	88.6	-	-	1355.1

2024 Issuance: Nominal

	Jan	Feb	Mar	Apr	May	Jun	Jul	Aug	Sep	Oct	Nov	Dec	Total
<3.5 YR	20.2	16.6	15.3	21.8	19.0	25.4	22.8	15.5	25.6	20.6	18.1	7.7	228.6
3.5 - 5.5 YR	27.3	25.4	28.0	21.1	21.3	14.8	14.2	22.5	16.0	24.2	23.9	1.6	240.2
5.5 - 8 YR	22.8	11.1	20.4	21.7	15.4	16.9	15.5	10.8	15.1	20.6	9.0	3.2	182.4
8 - 11 YR	65.1	48.1	29.1	40.3	33.6	26.0	33.2	22.4	31.2	32.7	30.5	7.1	399.4
11 - 16 YR	22.8	1.0	10.2	6.5	17.9	10.6	7.9	2.7	6.3	10.0	3.3	3.6	102.7
16 - 21 YR	0.7	10.4	4.1	7.2	10.2	-	4.8	5.7	5.6	2.2	9.6	-	60.5
21 - 26 YR	10.7	0.1	8.1	0.1	0.2	1.5	-	0.8	5.5	6.0	0.5	1.3	34.7
26 - 32 YR	27.4	24.5	6.6	12.2	14.2	9.7	9.9	4.5	15.0	8.4	6.8	1.7	141.0
32 YR +	0.2	0.4	0.5	2.5	2.2	0.1	1.7	-	0.9	0.8	-	1.3	10.7
Total conv	197.2	137.6	122.4	133.5	134.1	105.0	110.0	84.7	121.2	125.4	101.7	27.4	1400.1
CCTeu / FRN	1.5	2.5	1.5	2.3	2.3	1.8	1.5	1.5	1.8	3.5	4.7	-	24.8
< 6 YR	2.3	2.7	1.3	1.8	1.0	2.1	1.2	1.6	1.4	1.8	1.2	-	18.5
6 - 11 YR	0.5	0.6	-	0.7	2.8	-	1.4	-	1.7	0.6	3.4	-	11.6
11 - 21 YR	2.7	1.1	6.8	2.2	4.0	2.8	1.2	1.0	6.0	3.1	0.8	-	31.6
21 - 32 YR	-	0.3	-	0.3	0.2	0.3	0.4	0.3	0.3	-	-	-	2.1
Total linker	5.5	4.7	8.1	5.0	8.0	5.3	4.1	2.9	9.4	5.5	5.4	-	63.9
EMTN/Fgn Debt	1.2	1.6	1.9	1.4	1.3	2.8	0.1	0.4	0.8	1.0	0.1	0.0	12.7
Total	205.3	146.5	133.9	142.2	145.7	114.8	115.6	89.5	133.1	135.4	111.9	27.4	1501.5

2024 Issuance: Cash Proceeds

	Jan	Feb	Mar	Apr	May	Jun	Jul	Aug	Sep	Oct	Nov	Dec	Total	
Conventional	<3.5 YR	20.3	16.5	15.2	21.5	18.8	25.3	22.5	15.4	25.7	20.7	18.2	7.7	227.6
	3.5 - 5.5 YR	27.3	25.1	27.8	21.0	21.0	15.1	14.3	22.6	16.1	24.3	23.6	1.6	239.9
	5.5 - 8 YR	22.6	10.5	19.8	21.7	15.1	15.7	15.0	10.4	15.3	20.8	8.8	3.2	178.8
	8 - 11 YR	65.8	48.0	29.4	39.9	33.0	25.6	32.4	22.7	31.6	33.3	30.8	7.4	399.9
	11 - 16 YR	21.4	0.8	8.9	6.2	17.3	9.9	6.8	2.1	5.0	9.9	3.3	3.0	94.8
	16 - 21 YR	0.5	9.8	3.9	7.6	8.5	-	4.9	5.6	5.8	2.4	7.6	-	56.6
	21 - 26 YR	10.2	0.1	8.0	0.1	0.1	1.4	-	0.4	5.3	5.0	0.5	0.9	32.0
	26 - 32 YR	25.3	23.2	6.1	10.8	13.9	9.0	7.8	4.3	13.5	8.0	5.9	1.8	129.7
	32 YR +	0.1	0.2	0.2	2.6	1.2	0.0	1.0	-	0.5	0.7	-	0.5	7.0
	Total conv	193.4	134.2	119.3	131.4	129.0	102.1	104.7	83.5	118.7	125.1	98.7	26.1	1366.2
Linker	CCTeu / FRN	1.5	2.5	1.5	2.3	2.3	1.7	1.5	1.5	1.7	3.5	4.7	-	24.8
	< 6 YR	2.9	3.0	1.6	2.0	1.2	2.7	1.4	2.0	1.5	2.1	1.2	-	21.6
	6 - 11 YR	0.5	1.1	-	0.7	2.9	-	1.6	-	2.2	0.6	4.5	-	14.1
	11 - 21 YR	2.8	1.4	7.1	2.3	4.0	3.0	1.7	1.0	6.4	3.5	1.0	-	34.1
	21 - 32 YR	-	0.3	-	0.3	0.2	0.3	0.4	0.3	0.3	-	-	-	2.0
	Total linker	6.2	5.8	8.7	5.2	8.3	6.0	5.0	3.3	10.4	6.2	6.7	-	71.7
	EMTN/Fgn Debt	1.2	1.6	1.9	1.4	1.3	2.8	0.1	0.4	0.7	1.0	0.1	0.0	12.6
Total	202.2	144.1	131.4	140.3	140.9	112.6	111.3	88.7	131.5	135.9	110.3	26.2	1475.3	

Eurozone 2025 Coupons and Redemptions

		Jan	Feb	Mar	Apr	May	Jun	Jul	Aug	Sep	Oct	Nov	Dec	Total 2025
EMU														
Redemptions	Conventional	21.8	74.1	110.7	60.7	77.6	59.1	91.2	44.5	43.6	123.4	63.6	43.5	813.7
	Floating	10.1	-	-	16.2	-	-	0.8	-	14.0	-	-	-	41.1
	Linker	-	-	11.8	-	18.6	-	0.1	-	-	-	-	-	30.5
	EMTN/Int - EUR	-	-	1.5	-	1.0	-	0.1	0.1	1.1	0.9	1.2	-	5.8
	EMTN/Int - FX	-	-	-	0.5	-	-	0.2	-	2.6	-	-	-	3.2
Total		31.9	74.1	124.0	77.4	97.2	59.1	92.2	44.6	61.3	124.3	64.8	43.5	894.4
of which ECB PSPP		13.5	24.0	33.4	26.7	20.5	18.3	26.2	13.1	12.6	37.1	20.1	8.3	253.6
of which ECB PEPP		12.4	20.4	24.0	16.3	13.8	15.5	15.2	9.0	7.9	17.5	12.9	5.6	170.4
Coupons	Conventional	14.5	16.2	18.2	22.6	23.3	13.2	26.2	12.5	14.0	31.0	13.1	8.4	213.2
	Floating	0.1	-	0.0	0.4	-	-	0.0	-	0.0	0.4	-	-	1.0
	Linker	-	-	3.8	2.0	2.5	0.2	6.8	0.1	1.7	0.1	4.9	0.3	22.3
	EMTN/Int - EUR	0.2	0.2	0.4	0.3	0.3	0.4	0.4	0.1	0.2	0.2	0.2	0.1	3.2
	EMTN/Int - FX	0.1	0.0	0.1	0.1	0.1	0.1	0.1	0.1	0.1	0.1	0.1	0.1	1.1
Total		14.9	16.4	22.6	25.4	26.2	13.8	33.5	12.8	16.0	31.8	18.3	8.9	240.8
Redemp+Coup	Total	46.8	90.5	146.5	102.8	123.4	72.9	125.7	57.5	77.3	156.1	83.0	52.5	1135.1
	of which ECB redemptions	25.8	44.4	57.3	42.9	34.3	33.8	41.3	22.1	20.4	54.6	33.0	13.9	424.0
	other	21.0	46.1	89.2	59.9	89.1	39.1	84.4	35.4	56.9	101.6	50.1	38.6	711.2
Germany														
Redemptions	Conventional	-	30.5	17.5	23.0	-	17.5	-	30.5	17.0	36.0	-	19.0	191.0
	Linker	-	-	-	-	-	-	-	-	-	-	-	-	0.0
	Total	-	30.5	17.5	23.0	-	17.5	-	30.5	17.0	36.0	-	19.0	191.0
Coupons	Conventional	4.0	2.5	0.9	1.2	0.6	1.0	6.0	5.5	1.0	1.8	1.2	1.0	26.9
	Linker	-	-	-	1.9	-	-	-	-	-	-	-	-	1.9
	Total	4.0	2.5	0.9	3.1	0.6	1.0	6.0	5.5	1.0	1.8	1.2	1.0	28.7
Redemp+Coup Total		4.0	33.0	18.4	24.2	0.6	18.5	6.0	36.0	18.0	37.8	1.2	20.0	217.9
France														
Redemptions	Conventional	-	17.5	37.7	-	37.8	-	-	-	-	27.5	35.7	-	156.1
	Linker	-	-	11.8	-	-	-	-	-	-	-	-	-	11.8
	Total	-	17.5	49.4	-	37.8	-	-	-	-	27.5	35.7	-	167.8
Coupons	Conventional	-	2.8	-	9.1	14.5	1.2	-	-	2.8	6.5	5.7	-	42.5
	Linker	-	-	2.2	-	-	-	6.7	-	-	-	-	-	8.9
	Total	-	2.8	2.2	9.1	14.5	1.2	6.7	-	2.8	6.5	5.7	-	51.4
Redemp+Coup Total		-	20.3	51.6	9.1	52.2	1.2	6.7	-	2.8	34.0	41.4	-	219.2
Italy														
Redemptions	Conventional	-	17.8	38.0	-	16.4	20.3	16.4	13.4	15.5	-	19.3	20.4	177.6
	Floating	10.1	-	-	16.2	-	-	-	-	14.0	-	-	-	40.3
	Linker	-	-	-	-	18.6	-	-	-	-	-	-	-	18.6
	EMTN/Int - EUR	-	-	-	-	-	-	-	-	-	-	0.2	-	0.2
	EMTN/Int - FX	-	-	-	-	-	-	-	-	-	-	-	-	0.0
Total		10.1	17.8	38.0	16.2	35.1	20.3	16.4	13.4	29.5	-	19.5	20.4	236.7
Coupons	Conventional	2.3	6.2	9.2	3.5	5.1	3.3	3.0	6.5	8.4	4.5	5.2	3.2	60.3
	Floating	0.1	-	0.0	0.4	-	-	-	-	0.0	0.4	-	-	1.0
	Linker	-	-	1.6	0.1	2.5	0.2	-	0.1	1.7	0.1	2.2	0.3	8.9
	EMTN/Int - EUR	0.1	0.0	0.1	0.0	0.1	0.1	0.2	0.0	0.1	0.0	0.0	0.0	0.9
	EMTN/Int - FX	-	0.0	-	0.1	0.0	0.0	-	0.1	-	0.1	0.0	0.1	0.5
Total		2.4	6.2	11.0	4.2	7.7	3.6	3.3	6.7	10.2	5.0	7.5	3.6	71.4
Redemp+Coup Total		12.5	24.0	49.0	20.4	42.7	23.9	19.7	20.1	39.7	5.0	27.0	24.0	308.2
Spain														
Redemptions	Conventional	21.4	-	-	21.7	20.4	-	24.2	-	-	27.0	-	-	114.7
	Linker	-	-	-	-	-	-	-	-	-	-	-	-	0.0
	EMTN/Int - EUR	-	-	-	-	-	-	-	-	-	-	-	-	0.0
	EMTN/Int - FX	-	-	-	-	-	-	-	-	-	-	-	-	0.0
Total		21.4	-	-	21.7	20.4	-	24.2	-	-	27.0	-	-	114.7
Coupons	Conventional	2.6	-	0.2	4.5	1.2	0.2	11.2	-	-	10.1	-	-	30.1
	Linker	-	-	-	-	-	-	-	-	-	-	2.6	-	2.6
	EMTN/Int - EUR	-	-	-	-	0.0	-	-	-	-	-	-	-	0.0
	EMTN/Int - FX	-	-	-	0.0	-	0.0	-	-	-	-	0.0	0.0	0.0
Total		2.6	-	0.2	4.5	1.3	0.2	11.2	-	-	10.1	2.6	0.0	32.7
Redemp+Coup Total		24.0	-	0.2	26.3	21.7	0.2	35.4	-	-	37.1	2.6	0.0	147.5
EMU ex Big 4														
Redemptions	Conventional	0.4	8.3	17.5	16.0	3.0	21.3	50.6	0.6	11.1	33.0	8.6	4.1	174.4
	Floating	-	-	-	-	-	-	0.8	-	0.0	-	-	-	0.8
	Linker	-	-	-	-	-	-	0.1	-	-	-	-	-	0.1
	EMTN/Int - EUR	-	-	1.5	-	1.0	-	0.1	0.1	1.1	0.9	1.0	-	5.6
	EMTN/Int - FX	-	-	-	0.5	-	-	0.2	-	2.6	-	-	-	3.2
Total		0.4	8.3	19.0	16.5	4.0	21.3	51.7	0.7	14.8	33.8	9.6	4.1	184.1
Coupons	Conventional	5.7	4.7	7.9	4.3	1.9	7.4	6.0	0.5	1.8	8.1	1.0	4.2	53.5
	Floating	0.0	-	-	-	-	-	0.0	-	-	-	-	-	0.0
	Linker	-	-	-	0.0	-	0.0	0.1	-	-	-	-	-	0.1
	EMTN/Int - EUR	0.1	0.2	0.3	0.3	0.2	0.4	0.2	0.1	0.1	0.2	0.1	0.1	2.3
	EMTN/Int - FX	0.1	0.0	0.1	0.0	0.1	0.0	0.1	0.0	0.1	0.0	0.0	0.0	0.6
Total		5.9	4.9	8.3	4.6	2.2	7.8	6.3	0.6	2.0	8.4	1.2	4.4	56.5
Redemp+Coup Total		6.2	13.2	27.3	21.1	6.2	29.1	58.0	1.3	16.8	42.2	10.8	8.5	240.5

Eurozone 2025 Coupons and Redemptions



		Jan	Feb	Mar	Apr	May	Jun	Jul	Aug	Sep	Oct	Nov	Dec	Total 2025
Austria														
Redemptions	Conventional				9.1						13.3			22.4
	EMTN/Int - EUR							0.1	0.1		0.1			0.3
	EMTN/Int - FX				0.5									0.5
	Total				9.6			0.1	0.1		13.4			23.2
Coupons	Conventional	0.2	1.5	1.2	0.1	0.2	0.4	0.9		0.1	1.1	0.1		5.9
	EMTN/Int - EUR	0.0	0.0		0.0			0.0	0.0		0.0			0.0
	EMTN/Int - FX		0.0		0.0	0.0	0.0				0.0	0.0	0.0	0.0
	Total	0.2	1.5	1.2	0.1	0.2	0.4	0.9	0.0	0.1	1.2	0.1	0.0	5.9
Redemp+Coup Total		0.2	1.5	1.2	9.7	0.2	0.4	1.0	0.1	0.1	14.6	0.1	0.0	29.1
Belgium														
Redemptions	Conventional						21.3							21.3
	Linker													0.0
	EMTN/Int - EUR													0.0
	EMTN/Int - FX							0.2						0.2
Coupons	Conventional			3.8	0.4		4.9				1.0			10.1
	Coupon - Linker						0.0	0.0						0.0
	Coupon - Int - EUR	0.0		0.0		0.0	0.0	0.0		0.0	0.0	0.0	0.0	0.1
	EMTN/Int - FX	0.0		0.0	0.0	0.0	0.0	0.0		0.0	0.0	0.0	0.0	0.2
Redemp+Coup Total		0.0		3.9	0.4	0.0	5.0	0.0		0.0	1.1	0.0	0.0	10.4
Redemp+Coup Total		0.0		3.9	0.4	0.0	26.3	0.2		0.0	1.1	0.0	0.0	31.9
EFSE														
Redemptions	Conventional		6.0		3.0			3.5			5.0		4.0	21.5
	Total		6.0		3.0			3.5			5.0		4.0	21.5
Coupons	Conventional	0.1	0.5	0.1	0.5	0.3	0.1	0.6	0.2	0.3	0.0		0.3	3.0
	Total	0.1	0.5	0.1	0.5	0.3	0.1	0.6	0.2	0.3	0.0		0.3	3.0
Redemp+Coup Total		0.1	6.5	0.1	3.5	0.3	0.1	4.1	0.2	0.3	5.0		4.3	24.5
ESM														
Redemptions	Conventional			3.5						6.0				9.5
	EMTN/Int - FX									2.6				2.6
	Total			3.5						8.6				12.1
Coupons	Conventional			0.2		0.1	0.0	0.0	0.1	0.3	0.1	0.2	0.1	0.9
	EMTN/Int - FX			0.1						0.1				0.2
	Total			0.2		0.1	0.0	0.0	0.1	0.3	0.1	0.2	0.1	1.0
Redemp+Coup Total				3.7		0.1	0.0	0.0	0.1	8.9	0.1	0.2	0.1	13.1
EU														
Redemptions	Conventional				2.4			18.0			0.2	8.0	0.0	28.6
	Floating													0.0
	Total				2.4			18.0			0.2	8.0	0.0	28.6
Coupons	Conventional	0.0	1.3	0.5	1.0	0.0	0.0	1.5		0.1	3.9	0.6	3.8	12.8
	Floating													0.0
	Total	0.0	1.3	0.5	1.0	0.0	0.0	1.5		0.1	3.9	0.6	3.8	12.8
Redemp+Coup Total		0.0	1.3	0.5	3.4	0.0	0.0	19.5		0.1	4.1	8.6	3.8	41.4
Greece														
Redemptions	Conventional		2.3											2.3
	Floating									0.0				0.0
	Linker							0.1						0.1
	EMTN/Int - EUR													0.0
Coupons	Conventional	1.0	0.2	0.4	0.1		1.0	0.3		0.0				3.1
	Floating													0.0
	Linker							0.0						0.0
	EMTN/Int - EUR				0.0			0.1						0.1
Redemp+Coup Total		1.0	0.2	0.4	0.1		1.0	0.4		0.0				3.2
Redemp+Coup Total		1.0	2.5	0.4	0.1		1.0	0.4		0.0				5.5
Ireland														
Redemptions	Conventional			11.5										11.5
	Floating													0.0
	EMTN/Int - EUR													0.0
	Total			11.5										11.5
Coupons	Conventional	0.0	0.2	0.7	0.0	0.9		0.0		0.0	0.5			2.4
	Floating													0.0
	EMTN/Int - EUR		0.0	0.0	0.0	0.0	0.0	0.0		0.0	0.0	0.0		0.0
	Total	0.0	0.2	0.7	0.0	0.9	0.0	0.0		0.0	0.5	0.0		2.4
Redemp+Coup Total		0.0	0.2	12.2	0.0	0.9	0.0	0.0		0.0	0.5	0.0		13.9
Netherlands														
Redemptions	Conventional							19.9						19.9
	Total							19.9						19.9
Coupons	Conventional	4.1						1.4						5.5
	Total	4.1						1.4						5.5
Redemp+Coup Total		4.1						21.4						25.4
Portugal														
Redemptions	Conventional										11.4			11.4
	Floating							0.8						0.8
	EMTN/Int - EUR													0.0
	EMTN/Int - FX													0.0
Coupons	Conventional	0.0	0.6	0.0	1.1	0.1	0.7	0.4	0.0	0.0	1.1	0.0	0.0	4.0
	Floating	0.0						0.0						0.0
	EMTN/Int - EUR		0.0											0.0
	EMTN/Int - FX													0.0
Redemp+Coup Total		0.0	0.6	0.0	1.1	0.1	0.7	1.2	0.0	0.0	12.5	0.0	0.0	16.3

Eurozone 2025 Coupons and Redemptions

mni

		Jan	Feb	Mar	Apr	May	Jun	Jul	Aug	Sep	Oct	Nov	Dec	Total 2025
Croatia														
Redemptions	Conventional			2.5				0.8						3.3
	EMTN/Int - EUR			1.5										1.5
	EMTN/Int - FX													
	Total			4.0				0.8						4.8
Coupons	Conventional	0.1	0.0	0.1		0.0	0.0	0.1	0.0	0.0		0.0	0.0	0.5
	EMTN/Int - EUR	0.0		0.2	0.1	0.0	0.2	0.0		0.0	0.0	0.0	0.0	0.5
	Coupon - Int - FC													
	Total	0.1	0.0	0.2	0.1	0.1	0.2	0.1	0.0	0.0	0.0	0.1	0.1	1.0
Redemp+Coup	Total	0.1	0.0	4.2	0.1	0.1	0.2	0.9	0.0	0.0	0.0	0.1	0.1	5.8
Cyprus														
Redemptions	Conventional												0.1	0.1
	EMTN/Int - EUR											1.0		1.0
	Total											1.0	0.1	1.1
Coupons	Conventional													0.0
	EMTN/Int - EUR	0.0	0.0		0.1	0.0	0.0			0.0	0.0	0.0	0.0	0.3
	Total	0.0	0.0		0.1	0.0	0.0			0.0	0.0	0.0	0.0	0.3
Redemp+Coup	Total	0.0	0.0		0.1	0.0	0.0			0.0	0.0	1.0	0.1	1.4
Finland														
Redemptions	Conventional							6.3		5.1				11.4
	EMTN/Int - EUR													0.0
	EMTN/Int - FX													0.0
	Total							6.3		5.1				11.4
Coupons	Conventional				1.0	0.0		0.6		0.9				2.5
	EMTN/Int - EUR													0.0
	Coupon - Int - FC	0.0	0.0			0.0		0.0	0.0			0.0		0.1
	Total	0.0	0.0		1.0	0.0		0.6	0.0	0.9		0.0		2.6
Redemp+Coup	Total	0.0	0.0		1.0	0.0		6.9	0.0	6.1		0.0		14.0
Latvia														
Redemptions	Conventional	0.4												0.4
	EMTN/Int - EUR									1.1				1.1
	EMTN/Int - FX													0.0
	Total	0.4								1.1				1.5
Coupons	Conventional													0.0
	EMTN/Int - EUR	0.1	0.0	0.0	0.0	0.1	0.0	0.0		0.0	0.1	0.0	0.0	0.4
	EMTN/Int - FX	0.0						0.0						0.1
	Total	0.1	0.0	0.0	0.0	0.1	0.0	0.1		0.0	0.1	0.0	0.0	0.4
Redemp+Coup	Total	0.5	0.0	0.0	0.0	0.1	0.0	0.1		1.1	0.1	0.0	0.0	1.9
Lithuania														
Redemptions	Conventional								0.6			0.3		1.0
	EMTN/Int - EUR					1.0					0.8			1.7
	EMTN/Int - FX													0.0
	Total					1.0			0.6		0.8	0.3		2.7
Coupons	Conventional		0.0		0.0	0.0		0.0	0.1			0.0	0.0	0.1
	EMTN/Int - EUR		0.1		0.1	0.1	0.1	0.1	0.1		0.1	0.0	0.1	0.8
	EMTN/Int - FX													0.0
	Total		0.1		0.1	0.1	0.1	0.1	0.2		0.1	0.0	0.1	1.0
Redemp+Coup	Total		0.1		0.1	1.1	0.1	0.1	0.8		0.9	0.4	0.1	3.6
Luxembourg														
Redemptions	Conventional				1.5									1.5
	Total				1.5									1.5
Coupons	Conventional		0.0	0.1		0.0			0.0		0.0			0.2
	Total		0.0	0.1		0.0			0.0		0.0			0.2
Redemp+Coup	Total		0.0	0.1	1.5	0.0			0.0		0.0			1.7
Malta														
Redemptions	Conventional							0.1				0.2		0.4
	EMTN/Int - EUR													0.0
	Total							0.1				0.2		0.4
Coupons	Conventional	0.0	0.0	0.0	0.0	0.0	0.0	0.0	0.0	0.0	0.0	0.0	0.0	0.3
	EMTN/Int - EUR													0.0
	Total	0.0	0.0	0.0	0.0	0.0	0.0	0.0	0.0	0.0	0.0	0.0	0.0	0.3
Redemp+Coup	Total	0.0	0.0	0.0	0.0	0.0	0.0	0.2	0.0	0.0	0.0	0.3	0.0	0.6
Slovakia														
Redemptions	Conventional					3.0					3.0			6.0
	EMTN/Int - EUR													0.0
	EMTN/Int - FX													0.0
	Total					3.0					3.0			6.0
Coupons	Conventional	0.2	0.3	0.2	0.0	0.1	0.2	0.0	0.0		0.4	0.1		1.6
	EMTN/Int - EUR		0.0											0.0
	EMTN/Int - FX			0.0		0.0								0.0
	Total	0.2	0.3	0.2	0.0	0.1	0.2	0.0	0.0		0.4	0.1		1.6
Redemp+Coup	Total	0.2	0.3	0.2	0.0	3.1	0.2	0.0	0.0		3.4	0.1		7.6
Slovenia														
Redemptions	Conventional							1.9						1.9
	EMTN/Int - FX													0.0
	Total							1.9						1.9
Coupons	Conventional	0.0	0.0	0.4				0.1	0.1	0.0	0.0	0.1		0.7
	EMTN/Int - FX			0.0						0.0				0.0
	Total	0.0	0.0	0.5				0.1	0.1	0.0	0.0	0.1		0.7
Redemp+Coup	Total	0.0	0.0	0.5				2.0	0.1	0.0	0.0	0.1		2.6