

# MNI EGB Issuance, Redemption and Cash Flow Matrix – W/C 22 December, 2025

19 December, 2025 - By Tim Davis and Moritz Arold

## UPCOMING WEEK (W/C 22 DECEMBER)

There are no scheduled operations in the upcoming week. We still await a 2026 funding plan from Greece and France's final funding plan. Both are expected before Christmas.

**NOMINAL FLOWS:** The upcoming week will see no redemptions and coupon payments for the week of E0.2bln. **This leaves estimated net flows for the week at negative E0.2bln**, versus negative E6.5bln this week.

## TWO WEEKS AHEAD (W/C 29 DECEMBER)

There are no scheduled operations in the W/C 29 December. We expect Ireland to announce its Q1 funding plans on Friday 2 January (although there is a chance this is delayed until the following week).

**NOMINAL FLOWS:** The W/C 29 December will see no redemptions and coupon payments total E1.4bln, of which E1.3bln are Italian. **This leaves estimated net flows for the week at negative E1.4bln.**

## RECAP THIS WEEK (W/C 15 DECEMBER)

Portugal held a buyback on Wednesday while Belgium held an ORI auction on Friday. **Issuance was E0.5bln** for this week. Germany, the EU, Finland, Italy and Portugal released 2026 funding plans.

- **Portugal** held a reverse auction on Wednesday. IGCP bought back a total of E1.046bln: E365mln of the 2.875% Jul-26 OT (ISIN: PTOTETOE0012), E566mln of the 4.125% Apr-27 OT (ISIN: PTOTEUOE0019) and E115mln of the 0.70% Oct-27 OT (ISIN: PTOTEMOE0035).
- **Belgium** came to the market today for an ORI auction, selling up to a combined E506mln of the E375mln of the 2.25% Jun-57 OLO (ISIN: BE0000343526) and E131mln of the 0.65% Jun-71 OLO (ISIN: BE0000353624).
  - We expect this operation will conclude EGB issuance for the year.

**NOMINAL FLOWS:** This week saw redemptions of E4.1bln, with the vast majority (E4.0bln) from a formerly long 3-year EFSF bond. Coupon payments for the week total E1.9bln of which E1.3bln are Italian, E0.3bln from the EU and E0.3bln from the EFSF. **This leaves estimated net flows for the week at negative E6.5bln.**

## 2026 Funding Plans

### *Austria 2026 Funding Plan*

- RAGB issuance: E43-47bln (2025 revised forecast of “around E45bln”, initial target of E43-47bln)
- RAGB syndications: 3 in 2026 (in 2025 there were 3 scheduled and all 3 were held).
- Short-term debt outstanding at year-end E21.0-23.0bln, with E2-4bln increase in stock (stock at end-2025 expected to be E19.0bln, a E3.4bln fall in stock, original target was a E2-4bln increase).
- There will be 12 RAGB auctions scheduled in 2026 (12 in 2025), with monthly ATB auctions (Dec ATB auction is a reserve auction).
- Green issuance in 2026 is expected to be E6.0bln with 80/20 bond/bill split (in 2025 issuance was around E6.1bln with 80/20 bond/bill split).

### *Belgium 2026 Funding Plan*

- Gross borrowing requirement E59.55bln (up from E5.90bln from E53.65bln in 2025; original estimate was E44.65bln, then increased by E8.blm in June largely due to defence spending).
- Net financing requirement is E26.37bln (down from E27.43bln in 2025; original 2025 estimate was E19.43bln):
- M-T/L-T redemptions: E28.0bln (2025: E22.47bln), with buybacks of E4.6bln (more buybacks than the E2.5bln planned for 2025).
- E51.6bln of OLOs to be issued (E45.70bln issued in 2025 from June's E47bln target and an initial target of E42bln).
- Green: "The BDA does not anticipate launching a new Green OLO in 2026... Both existing Green OLOs... can be reopened." Green issuance limit expected at E5.0bln.
- E3bln of EMTN/Schuldscheine funding
- TC stock expected to increase by E1.98bln to E43.39bln (2025 expected: E3.98bln increase, 2025 June plan: E3.17bln increase, initial plan E0.34bln increase).
- E0.25bln increase in 1-year Bons d'Etat (State Notes) and E0.40bln with 3/5/8/10-year maturities
- Three new benchmarks intended to be launched via syndication (3 in 2025).
- New 10-year, new 5-year and new long-term (with no further guidance on the long-term) OLOs to be launched.
- 11 conventional auctions scheduled, which can be cancelled for syndications - monthly except December (11 originally planned in 2025, but only 7 held).
- 11 ORI operations up to E500mln each (7-8 to be held in 2024, from initial expectation of 8).
- Full funding plan available here:  
<https://www.debtagency.be/sites/default/files/content/download/files/borrowingreq-2026.pdf>

### *ESM / EFSF Provisional Funding Plan*

- The EFSF / ESM have confirmed their funding plans for 2026 (which match the provisional numbers published alongside their 2025 funding plan last year).
- EFSF 2026: E18.5bln (down from the E21.5bln in 2025). The 2027 estimate is E18.5bln.
- ESM 2026: E7.0bln (in line with the E7.0bln in 2025). The 2027 estimate is E6.5bln.
- The ESM has also confirmed it will continue with 3/6-month bill auctions on the first (3-month) and third (6-month) Tuesdays of each month through H1-26.

### *EU 2026 Funding Plan Details*

- The EU plans to issue E90bln of NGEU and Macro Financial Assistance+ bonds in H1-26 (conventional and green) with an estimated target of E160bln for 2026 as a whole.
- The EU had a E90bln target in H1 2025 and a E70bln target in H2 2025 (so these targets are broadly the same). We estimate it has raised E152.6bln nominal and E150.3bln in cash terms this year.
- There are 6 confirmed syndication weeks in H1-26 (6 in H1-25, 4 in H2-25) and 6 planned auction dates (7 in H1-25 and 6 in H2-25).

- “EU-Bonds will be issued using benchmark maturities from 3 to 30 years, with tap transactions and new lines, using auctions and syndications. The maturities for the new lines will depend on market conditions and the intention to bring liquidity to the curve where needed (with a preliminary focus on 3y, 7y, 10y and 20y)”.
- “EU-Bond auctions will continue to be 3-leg auctions complemented by non-competitive offers to EU Primary Dealers the day following the bond auction, allowing for the allocation of additional amounts of auctioned bonds (maximum 20 %)”.
- “Tracking closely green expenditures reported by Member States, the Commission will continue to issue NextGenerationEU Green Bonds to finance the green component of the Recovery and Resilience Facility. NextGenerationEU Green Bond issuances in H1 2026 are expected to take place via tapping of existing bonds”.
- EU-bills will continue to be issued as triple-line auctions, with new 12-month lines issued during the first auction of the month.
- The EU has released a statement acknowledging the E90bln loan agreed to Ukraine and noted that "the impact on the currently communicated bond issuance planning for H1 and for the remaining of 2026 will be limited."
  - It notes that "the expected time horizon of this new loan (with disbursements being spread over 2026 and 2027)" and "that the European Commission will be able to meet these new borrowing needs in a prudent and market friendly way using the range of funding instruments available to the European Commission under its unified funding approach."
  - "The details of the loan, in particular the timing and the amounts of individual disbursements, need to be agreed to calibrate the borrowing activities accordingly. The legislative process for the support also needs to be formally finalised before the European Commission can undertake the related borrowing activities."
  - "The European Commission will update its funding planning as required once details of the new financing are confirmed with the relevant legislative procedures."

## *Finland 2026 Funding Plan*

- Gross borrowing requirement projection E42.747bln (prelim: E40bln, latest for 2025: E43.719bln, initial E41.9bln).
- RFGB target E24.0bln (prelim target: around E21bln, 2025 initial target E22.3bln, latest E23.865bln). Note that the target was met in 2025 when excluding ORI operations.
- Syndication target confirmed at E11bln (prelim target: E10bln. 2025 target was E10bln, but E11bln realised: E4bln 7-year, E4bln 10-year and E3bln 20-year).
- New benchmarks in 2026 to be launched via syndication: 5-7 year, 10-year, 15-year. First expected in Q1 (we expect the other two in Q2 and Q3).
- EMTN target E1.5bln (prelim target: E1.5bln, same as 2025)
- T-bill gross target E17.247bln (prelim target: E17bln, 2025 initial target: E18.1bln, latest E18.354bln).
- 2 RFGB auctions (plus one syndication) to be held in Q1 (17 Feb, 17 Mar) for E1.0-1.5bln each.
- 6 ORI operations to be held across 2026.
- 3 RFTB auctions to be held in Q1 (6 Jan, 10 Feb, 10 Mar).
- We await the next update for full breakdown within RFGB/bills

## *France Provisional 2026 Funding Plan*

- The AFT released its provisional 2026 funding plan on 14 October after the Budget Bill was delivered to the Council of Ministers.
- MT/LT net issuance will be E310bln, in line with our expectation of a E310-315bln target. This follows E300bln in 2025, E285bln in 2024, E270bln in 2023 and E260bln in 2022.
- The AFT notes that there will be E7.8bln of extra redemptions in 2026 versus 2025 (a little lower than the E10-11bln we pencilled in, likely due to further buybacks).
- The total financing requirement will be E305.7bln (2025 revised to E297.7bln from E303.5bln) with a smaller deficit to be financed of E124.4bln (2025 revised to E130.5bln from E139.0bln).
- BTF stock is now expected to increase by E5.8bln in 2025 (instead of E0.5bln) but to fall by E2.3bln in 2026.

- This is largely due to “other cash sources” being projected at -E8.1bln for 2025, mainly as a result of discounts at issuance, compared to E3.0bln in the 2025 initial Budget Act. “Other cash sources” are expected at -E2.0bln in 2026.
- The AFT as usual has said that the more detailed update including guidance on some of the new issues will be published in December.
- Release dates over the past five years: 19 December 2024, 13 December 2023, 7 December 2022, 10 December 2021 and 9 December 2020.

#### *Germany 2026 Funding Plan*

- Broadly as we had expected for capital markets although we hadn't pencilled in a new 20-year Bund via syndication (and there will be 4 syndications this year rather than two so the auction issuance at E318bln was marginally below our E320-330bln estimate). Overall, including green and syndications we estimate around E350-355bln of capital market issuance. Bubill issuance at E176bln was higher than we had pencilled in.
- Total capital markets auction issuance: E318bln (exp around E320-330bln, E265.5bln in 2024)
- Quarterly issuance in line with our expectations for Q1/Q3 but around E10bln lower in Q2 and E10bln higher in Q4 than we expected: Q1: E89.5bln (MNI exp E90bln), Q2: E78.5bln (MNI exp E90bln), Q3: E91bln (MNI exp E90bln), Q4: E59bln (MNI exp E50bln)
- Schatz: E92bln in 17 auctions (MNI exp E85-95bln, E75bln in 2025 in 14 auctions).
- Bobl: E73bln in 14 auctions (MNI exp E75-80bln, E63bln in 2025 in 12 auctions).
- 7-year Bund: E22bln in 6 auctions (MNI exp E25bln, E11bln in 2025 in 3 auctions - only launched in August).
- 10-year Bund: E82bln in 15 auctions (MNI exp E80-90bln, E67.5bln in 2025 in 15 auctions).
- 15/20-year Bund: E20bln in 10 multi-ISIN auctions (MNI exp E25bln, E21.5bln in 2025 in 10 multi-ISIN 15-year auctions).
- 30-year Bund: E29bln in monthly ex-Dec auctions (MNI exp E30bln, E27.5bln in 2024 in monthly ex-Dec auctions).
  - In both 15/20-year and 30-year auctions (maturities from 2048 onwards) a recent issue will be on offer and set out in the quarterly issuance plan for one of the lines.
  - The second line will now be either 15/20/30-year with a maturity from 2037 onwards, giving the DFA additional flexibility and will be announced the week before. This means that at a 30-year auction could see a 2037 second line, while a 15/20-year auction could see a 2050 second line for example.
  - The DFA notes that given this extra flexibility “there may be time shifts” but that the auction funding target for those with a maturity of 2037-2047 will be E20bln for the year and for those with a maturity of 2048 onwards E29bln.
- Green: E16-19bln in 9 auctions, new 15-year Green Bund to be launched via syndication (MNI exp E13-15bln, E14.5bln in 2025 from E13-15bln initial target, via 8 auctions - 2 of which single ISIN, 6 multi-ISIN).
- Syndication: 4 transactions: New 20-year Bund, two in the 30-year area and the new 15-year Green (E10.5bln of 2.90% Aug-54 Bund in two transactions in 2025).
- Bubill issuance: E176bln (MNI exp E155bln, E134.5bln in 2025).

#### *Ireland 2026 Funding Plan*

- The NTMA has announced that it plans to issue E10-14bln of bonds with one syndication in 2026. This is a bit higher than expected. We had pencilled in a similar target to this year.
- The NTMA notes that this reflects the E15bln maturities due in the coming year, so this is still a net negative funding target.
- There is no guidance on the syndication but we look for a new 10-year Oct-36 bond to be launch via syndication in Q1.
- One syndication is as expected, but it may be larger and/or there may be more auctions.
- 2025's target was E6-10bln which one syndication. E8.5bln nominal was raised this year with E3bln of that being via a syndicated launch of the 30-year 3.15% Oct-55 IGB.
- As expected, and as has been the case in recent years, there are no plans to issue bills.



*Italy 2026 Funding Plan*

- Italy's funding needs total E381bln for 2025 (ex BOTs) made up of redemptions (ex BOTs) of E256bln and a projected deficit of E125bln (initial 2025 total funding E359bln, redemptions E234bln, deficit E135bln)
- Taking into account NGEU loans, the MEF has announced that it looks to sell E350-365bln of bonds in 2026, versus around E380bln in 2025 (initial E330-350bln target, revised to E332-352bln in March, E338-348bln in June and E350-360bln in September).
- There are no major shocks here. More 7-year BTP issuance with less 5-year and 15-year issuance is probably the main story. The overall volumes are broadly in line with expectations, we think.
- The MEF has noted that it will stick to auction schedules of 3/7/15+ year BTPs and 6-month BOTs mid-month. And end of month 5/10-year BTPs, CCTeus, BTP Short Term and BTPEis will be on offer. It also reserves the right to issue off-the-run bonds at auction if there is liquidity demand.
- **BTP Short Term:** 2 new issues expected (same as in 2025). The MEF continues to look for a gradual reduction in BTP Short Term's issuance weighting with a redistribution to medium-term maturities (this was also the case in 2025). E26.759bln is due to mature in 2026 with net issuance expected to be positive and gross issuance in line versus 2025.
- **3/5-year BTPs:** "The volumes to be placed on the three-year and five-year BTP maturities will be calibrated in such a way as to achieve a greater balance between the two sectors." At least two new issues of each the 3-year BTP and 5-year BTP (same as in 2025). Issuance volumes for 3-year are estimated in line with 2025 (but negative net, redemptions: E41.840bln) but 5-year lower gross but positive net (E50.733bln redemptions).
- **7-year BTP:** Increase in issuance versus 2025 and "a consequent increase in the sector's weight in total gross issuance". Much higher gross issuance than in 2025 with positive net issuance (E16.225bln redemptions). At least 2 new issues (there were 2 new issues both via syndication in 2025).
- **10-year BTP:** Volume of issuance "in line with or slightly lower" than 2025 but net positive issuance (E37.704bln redemptions). At least 3 new 10-year BTPs (same as 2025).
- **15-50 year BTPs:** "The Treasury expects gross issuance on the long-term segment of the BTP curve to be in line with those of 2025." It notes lower gross 15-year issuance but in line 30-year and 50-year issuance.
- **Green BTPs:** "Increase in the need for funding on the market" due to "both to the country's growing commitment to the ecological and energy transition." Including "evaluating the possibility" of a new BTP Green via syndication.
- **BOTs:** 6-month and 12-month BOTs to be offered monthly with a new 6-month BOT every other month (as in 2025). Issuance to be "overall in line with - or slightly higher than - maturing redemptions" of E131.245bln.
- **CCTeu:** At least one new issue expected with a maturity between 3-10 years (in 2025 there were two: a 9-year issue in May and a 9.5 year issue in November). Gross issuance in line with 2025 but net issuance positive (redemptions E12.730bln).
- **BTPEi:** "the Treasury expects to have a market presence substantially in line with last year, while also maintaining the segment's share of total gross issuance unchanged" but there are large redemptions. It does say higher gross issuance of 10-year, 15-year and 30-year with lower 5-year gross issuance. Net issuance is unsurprisingly negative for 5-year (E11.662bln maturing) and 15-year (E17.171bln maturing) but positive for 10-year and 30-year (where there are no redemptions).
- **Retail:**
  - BTP Valore: "The Treasury will evaluate the possibility of conducting one or more BTP Valore issuances, reserving maximum flexibility in defining the financial structure, with respect to maturity, type and frequency of coupons, final premium reserved for retail investors, and the provision of the early repayment option" (BTP Piu). There were two in 2025.
  - BTP Italia: "the Treasury could evaluate the opportunity to carry out a new issue" given the E6.45bln maturing.
- Note all quotes are machine translated - only the Italian document is live at the time of publication.

*Netherlands 2026 Funding Plan*

- DSTA borrowing requirement for 2025: E112.0bln. This consists of E41.0bln cash deficit, E42.2bln from DTC redemptions and E28.8bln from capital markets redemptions.
- The 2024 funding need was initially estimated at E105.0bln (inc E14.2bln TenneT loan facility) before being revised to E106.4bln in January down to E88.9bln in March (as the expected cash deficit was reduced) and E87.1bln in September.
- The funding will be derived from E50bln from capital markets (higher than the E40bln 2024 target and we think higher than expected).
- 2026 plan include the following:
  - New 10-year 2036 DSL (to be launched via DDA for E6-7bln in Q1 and then reopened for a further E8-9bln).
  - New 5-year Jan-31 DSL to launch via conventional auction for E4-5bln on 13 January and then reopened for E10-11bln.
  - New 10+ year DSL (to be launched via DDA for E6bln, time TBC).
  - Other DSLs (TBA): E14bln with the first two auctions to be held in Q1-26.
- DSL auctions will remain on the second and fourth Tuesday of the month.
- The DSTA will reduce WAM and new minimum outstanding targets: "Issuance in 2026 will contribute to the DSTA's goal to slightly shorten the average maturity of the debt, swap and cash portfolio to a minimum of 7.5 years. Additionally, the DSTA has decided to increase the minimum outstanding volume target for new Dutch State Loan (DSL) issuances with a maturity of up to and including 10 years from €12 billion to €15 billion. For maturities shorter than 10 years, this volume must be reached within 12 months of the initial issuance, while for the 10-year benchmark the €15 billion target must be reached within the calendar year. In this way, the DSTA aims to stimulate liquidity in the DSL market."
- Overall, the around E50bln 2026 DSL funding target for the Netherlands is a bit higher than we had expected (probably mid E40blns was expected). However, with the reduction in WAM and the introduction of a new 5-year DSL (which will see at least E15-16bln of issuance this year), the impact on duration is probably limited.
- We also note that the 10-year DDA is larger than the usual E5-6bln targets for 10-year DDA launches that we have seen in recent years.

*Portugal 2026 Funding Plan*

- E29.4bln financing needs for 2026 (versus E25.8bln 2025, down from the initial plan of E34.2bln).
- E24.0bln OT issuance (versus E20.6bln for 2025, broadly in line with the E20.5bln originally expected).
- There are 9 auctions planned (8 in 2025) and 3 syndications expected (3 in 2025). Auctions are to be held on the second or fourth Wednesday of the month.
- E2.5bln expected from MTN transactions (none in 2025): "IGCP will issue notes under the new established ECP and EMTN Programmes subject to market conditions and interests that suit the overall financing strategy."
- Bills issuance to be a net E5.1bln increase - with BT auctions on the third Wednesday of the month (with the option to also use the first Wednesday of the month if needed).
- EU funding is expected at E2.2bln (E0.5bln in 2025) with retail debt increasing net E0.9bln (E3.2bln expected in 2025)

*Slovakia 2026 Funding Plan*

- E10.0bln of gross bond issuance has been confirmed (as was set out in October). However, the total amount to be sold via syndication is E5.0bln (rather than the E5.5bln indicated in October). and E4.5bln via regular auctions although ARDAL notes that "Some financing needs may be covered by increase from State Treasury funds + liquidity buffer optimization."
- New bonds via syndication:
  - In H1 2026: A 12-20-year bond, with an issue size of E5bln
  - In H2 2026: A 10-year bond, with an issue size of E5bln.
  - Additionally, 2 new retail bonds will be launched with maturities of up to 5 years.
- This compares to E12.4bln gross issuance in 2025: E5.0bln from syndication, E5.9bln from regular auctions, E0.8bln via the special auction and E0.5bln via retail bonds.

- The lower funding needs for 2026 are comprised of both a lower expected cash deficit (E5.1bln in 2026 vs E6.7bln in 2025) and lower redemptions (E4.9bln in 2026 vs E6.55bln in 2025).
- ARDAL also notes that after the debut CHF deal in April 2024 a "return to CHF market and other currencies under consideration" as well as noting that other foreign currency issuance will be under consideration with "more active in diversification of the investor base (other markets roadshows) ."

#### *Slovenia Provisional 2026 Funding Plan*

- E5.26bln central government budget financing needs for 2026 (up from E4.58bln in 2025).
- This is from a E2.11bln projected budget deficit (2025: E1.87bln), E0.46bln from the budget lending and repayments account (2025: E0.46bln), E3.09bln of principal repayments (2025: E2.85bln) and E0.4bln increase in the central government's cash position (2025: E0.6bln).
- There is no breakdown of long-term versus other funding available yet.

#### *Spain 2026 Funding Plan*

- The gross issuance target for MT/LT debt is E176.935bln (which is in line with the 2025 target of E176.514bln but E5bln above the E171.514bln expected outcome).
- Redemptions of MT/LT debt in 2026 total E126.935bln (around E5.4bln higher than in 2025). E3.643bln of this will be a repayment to the ESM.
- This leaves net MT/LT issuance at E50bln (2025 initial planned E55bln but revised down to E50bln).
- Gross issuance in 2025 was E171.305bln (net issuance E49.792bln).
- For each of 2023, 2024 and 2025 syndications have accounted for 20% of MT/LT issuance with 80% of issuance via auctions. There is no formal target for 2026, but will continue to be used for launches of "typically those with maturities of 10 years or more."
- Gross issuance of letras is forecast to increase E5.0bln to E108.742bln (it also increased E4.984bln in 2025).
- Spain is expected to receive E6.5bln of NGEU loans (in addition to the E15.934bln in 2025).
- "The Treasury plans to continue reopening the green bond issued in 2021 until its outstanding volume is comparable to that of other benchmark lines on the curve, ensuring adequate liquidity. The 2026 issuance volume will depend on the eligible expenditure identified by the Working Group for the Structuring of Sovereign Green Bond Issuances of the Kingdom of Spain and the Promotion of Sustainable Finance."
- "The Treasury may issue debt through private placements, in which securities are placed directly with a specific investor. These operations are undertaken at the investor's initiative, routed through the Bonos and Obligaciones Primary Dealers, and will be carried out only on an exceptional basis when they contribute to diversifying the investor base, reducing the public debt interest burden, and supporting the Treasury's broader strategic objectives."

## MNI Eurozone Net Cash Flow Matrix

Week beginning 22-Dec-2025

2025 Redemption Payments					
Maturity	Country	Issue	Coupon	Amount (Ebn)	
15-Jan	Italy	CCTEU	EURIBOR 6m +185	10.10	
31-Jan	Spain	Bono		0.00	21.38
31-Jan	Latvia	LATVGB		0.00	0.39
01-Feb	Italy	BTP		0.35	17.80
15-Feb	Germany	Bund		0.50	30.50
15-Feb	Greece	GGB		3.375	2.21
17-Feb	EF SF	EF SF		0.40	6.00
24-Feb	Greece	GGB Step		4.30	0.05
25-Feb	France	OAT		0.00	17.50
01-Mar	Italy	BTP		5.00	23.40
01-Mar	France	OAT I	FR CPI+10	11.78	
03-Mar	Croatia	CROATE		0.25	0.66
08-Mar	Croatia	CROATE		3.65	1.85
11-Mar	Croatia	Croatia EMTN		3.00	1.50
13-Mar	Germany	Schatz		2.50	17.50
13-Mar	Ireland	IGB		5.40	11.49
14-Mar	ESM	ESM		0.00	3.50
25-Mar	France	OAT		0.00	37.66
28-Mar	Italy	BTP Short Term		3.40	14.62
04-Apr	EU	EU-bond		0.50	2.40
11-Apr	Germany	Bobl		0.00	23.00
15-Apr	Italy	CCTEU	EURIBOR 6m +95	16.21	
20-Apr	Austria	RAGB		0.00	9.06
22-Apr	Austria	Austria Int - FC, fixed		0.67	0.52
28-Apr	Luxembourg	LGB		0.00	1.50
28-Apr	EF SF	EF SF		0.20	3.00
30-Apr	Spain	Obli		1.60	21.75
06-May	Lithuania	Lithuania EMTN - EUR, fixed		0.25	0.97
14-May	Slovakia	SLOVGB		0.25	3.00
15-May	Italy	BTP		1.45	16.42
25-May	France	OAT		0.50	37.76
26-May	Italy	BTP Italia	IT CPI+140	18.64	
31-May	Spain	Bono		0.00	20.43
01-Jun	Italy	BTP		1.50	20.26
12-Jun	Germany	Schatz		2.80	17.50
22-Jun	Belgium	OLO		0.80	21.30
01-Jul	Italy	BTP		1.85	16.39
04-Jul	Finland	RFGB		4.00	6.30
04-Jul	EU	EU-bond		0.80	18.01
09-Jul	Croatia	CROATE		4.50	0.80
09-Jul	Belgium	Belgium EMTN - FC, fixed		4.192	0.15
11-Jul	EF SF	EF SF		0.50	3.50
15-Jul	Netherlands	DSL		0.25	19.93
17-Jul	Malta	MALTA		0.75	0.14
23-Jul	Portugal	PGB Float	EURIBOR 6m +100	0.79	
25-Jul	Greece	GGBI	EU CPI+290	0.08	
28-Jul	Slovenia	SLOREP		2.125	1.91
28-Jul	Austria	Austria EMTN - EUR, float	Floating	0.05	
30-Jul	Spain	Obli		4.65	24.19
04-Aug	Lithuania	LITHGB		1.30	0.62
04-Aug	Austria	Austria EMTN - EUR, float	Floating	0.10	
15-Aug	Germany	Bund		1.00	30.50
15-Aug	Italy	BTP		1.20	13.43
10-Sep	ESM	ESM USD Bond		0.375	2.59
15-Sep	Finland	RFGB		0.875	5.11
15-Sep	Italy	CCTEU	EURIBOR 6m +55	13.97	
18-Sep	Germany	Schatz		3.10	17.00
18-Sep	Greece	GGB Float	BOR 6m +FLOATING	0.04	
23-Sep	ESM	ESM		1.00	6.00
23-Sep	Latvia	Latvia - EUR, fixed		1.375	1.11
29-Sep	Italy	BTP Short Term		3.60	15.50
10-Oct	Germany	Bobl		0.00	27.50
10-Oct	Germany	Green		0.00	8.50
10-Oct	Austria	Austria EMTN - EUR, float	Floating	0.12	
14-Oct	Slovakia	SLOVGB		4.35	3.00
15-Oct	Portugal	PGB		2.875	11.43
15-Oct	EF SF	EF SF		0.00	5.00
20-Oct	Austria	RAGB		1.20	13.33
20-Oct	EU	EU-bond		2.875	0.20
22-Oct	Lithuania	Lithuania EMTN - EUR, fixed		1.25	0.75
25-Oct	France	OAT		6.00	27.50
31-Oct	Spain	Obli		2.15	26.98
04-Nov	Cyprus	Cyprus - EUR, fixed		4.25	1.00
04-Nov	EU	EU SURE		0.00	8.00
08-Nov	Malta	MALTA		0.50	0.23
09-Nov	Italy	Italy EMTN - EUR, float	Floating	0.20	
15-Nov	Italy	BTP		2.50	18.34
21-Nov	Lithuania	LITHGB		0.80	0.33
25-Nov	France	OAT		1.00	35.30
01-Dec	Italy	BTP		2.00	18.43
04-Dec	EU	EU-bond		0.77	0.02
12-Dec	Germany	Schatz		3.10	19.00
15-Dec	EF SF	EF SF		1.50	4.00
18-Dec	Cyprus	CYPGB		4.00	0.09
31-Dec	Malta	MALTA		7.00	0.00

\* Amounts include estimations of inflation uplifts

\* Amount is converted to euros for foreign currency issues

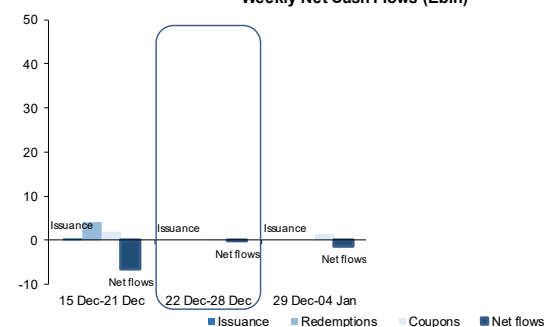
### Eurozone Govt Supply

Date	Country	Issue	Amount
Weekly supply			£0.0bn

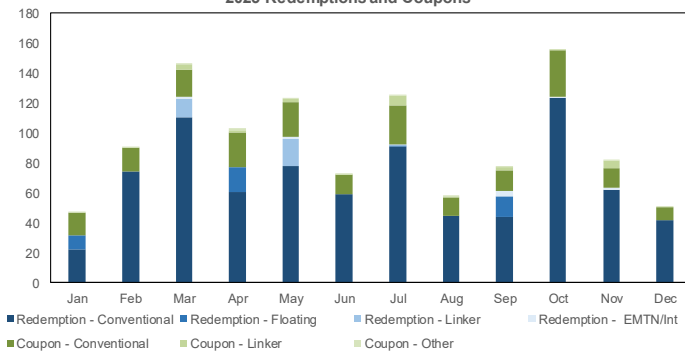
### Net Cash Flow Matrix (Ebn)

	15 Dec-21 Dec	22 Dec-28 Dec	29 Dec-04 Jan
Issuance*	0.5		
Redemptions	4.1		
Coupons	1.9	0.2	1.4
Net Flows	-6.5	-0.2	-1.4

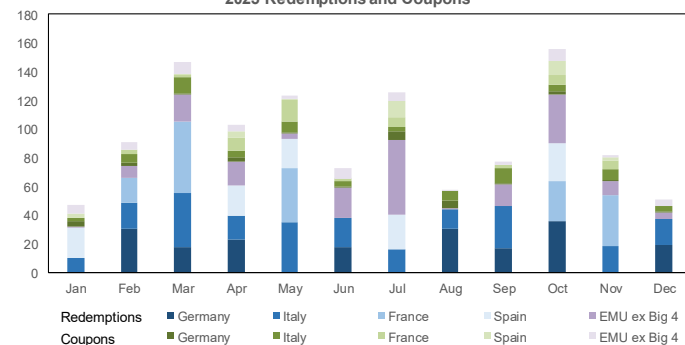
### Weekly Net Cash Flows (Ebn)



## 2025 Redemptions and Coupons



## 2025 Redemptions and Coupons





## Eurozone Issuance Profile

## 2025 Issuance

	Austria	Belgium	Finland	France	Germany	Greece	Ireland	Italy	Neth.	Portugal	Slovakia	Slovenia	Spain	EU	EFFS	ESM	Total	Other
YTD Issuance	46.1	47.8	28.0	343.5	290.5	6.2	8.5	348.4	40.7	20.9	11.7	2.2	175.6	152.6	21.5	6.7	1550.7	15.6
YTD Cash Proc.	43.9	45.9	26.5	333.1	282.8	6.3	8.2	349.6	38.7	19.5	11.3	2.2	173.1	150.3	21.4	6.7	1519.7	15.5
2025 Target	45.0	47.0	22.3	338.8	290.5	8.0	8.2	350.0	40.0	20.5	13.0	6.0	171.5	160.0	21.5	7.0	1549.4	
YTD Cash % Trgt	97.6	97.7	119.1	101.4	100.0	78.2	100.0	99.9	96.8	95.2	87.2	36.1	100.9	93.9	99.8	95.4	98.1	
Cash Proceeds:																		
<3.5 YR	2.2	-	0.1	39.4	75.7	-1.5	-	45.0	-	-1.5	0.7	-	26.7	25.6	-	2.0	214.3	1.0
3.5 - 5.5 YR	7.0	11.9	1.7	57.3	66.1	0.2	-	60.4	4.9	0.5	0.8	-	23.5	18.9	12.0	-	265.2	0.2
5.5 - 8 YR	9.1	2.1	7.3	40.4	12.5	-	-	50.4	4.2	1.2	0.6	-	28.0	27.6	3.0	-	186.5	0.1
8 - 11 YR	14.0	17.9	9.8	106.2	73.7	4.5	4.0	58.0	13.3	10.1	3.2	1.0	55.4	23.8	6.4	3.0	404.2	3.1
11 - 16 YR	4.2	4.3	1.1	12.2	10.6	2.1	0.4	23.6	1.9	4.4	5.0	-	16.9	16.4	-	-	103.0	0.1
16 - 21 YR	0.8	5.4	3.7	22.5	11.0	-	0.5	1.5	2.1	1.7	0.5	-	4.7	16.2	-	-	70.7	-
21 - 26 YR	1.5	-	-	5.6	5.3	-	-	5.0	2.0	-	0.5	-	3.3	6.0	-	-	29.1	-
26 - 32 YR	3.3	2.3	1.5	24.2	28.0	1.0	3.4	9.3	10.3	2.7	0.1	1.0	6.6	15.7	-	-	109.4	-
32 YR +	0.6	0.0	-	1.3	-	-	-	-	-	-	-	-	-	-	-	-	1.9	-
Total conv	42.8	44.0	25.3	309.0	282.8	6.3	8.2	253.1	38.7	19.1	11.3	2.0	165.1	150.3	21.4	5.0	1384.4	4.3
CCTeu / FRN	-	-	-	-	-	-	-	25.4	-	-	-	-	-	-	-	-	25.4	-
< 6 YR	-	-	-	0.8	-	-	-	5.0	-	-	-	-	3.1	-	-	-	9.0	-
6 - 11 YR	-	-	-	11.8	-	-	-	18.6	-	-	-	-	1.1	-	-	-	31.5	-
11 - 21 YR	-	-	-	9.7	-	-	-	6.5	-	-	-	-	3.9	-	-	-	20.1	-
21 - 32 YR	-	-	-	1.7	-	-	-	3.0	-	-	-	-	-	-	-	-	4.7	-
Total linker	-	-	-	24.1	-	-	-	33.1	-	-	-	-	8.1	-	-	-	65.3	-
EMTN/Fgn Debt	1.1	0.9	1.3	-	-	-	-	-	-	-	-	0.2	-	-	-	1.7	5.2	11.2

## 2025 Issuance: Nominal

	Jan	Feb	Mar	Apr	May	Jun	Jul	Aug	Sep	Oct	Nov	Dec	Total
<3.5 YR	29.1	19.9	12.3	30.2	16.0	25.9	12.4	17.1	21.7	19.5	7.3	3.4	214.9
3.5 - 5.5 YR	31.4	32.3	29.3	17.9	23.5	32.9	22.8	8.6	22.6	21.2	19.0	4.5	265.9
5.5 - 8 YR	6.4	12.8	11.0	29.8	23.8	14.7	15.0	17.6	20.6	23.8	11.6	3.0	190.0
8 - 11 YR	76.2	25.0	53.2	40.1	33.4	27.0	35.3	21.5	37.5	31.5	28.3	2.0	410.8
11 - 16 YR	4.4	32.9	5.2	12.1	6.5	11.6	5.8	5.8	6.8	11.1	2.6	4.9	109.7
16 - 21 YR	17.6	0.6	13.0	2.3	12.4	2.1	9.8	3.2	3.7	5.9	4.7	-	75.3
21 - 26 YR	9.2	8.4	1.5	5.1	1.5	1.5	2.9	-	2.3	1.1	1.6	0.2	35.2
26 - 32 YR	16.5	15.3	11.1	12.5	10.5	7.8	6.0	4.0	23.0	2.6	8.2	1.2	118.6
32 YR +	0.9	-	-	0.6	-	-	-	-	-	1.4	-	0.1	2.9
Total conv	191.6	147.1	136.5	150.4	127.6	123.5	110.0	77.8	138.1	118.2	83.2	19.4	1423.3
CCTeu / FRN	2.8	2.8	2.8	2.1	4.5	2.2	0.8	2.0	0.9	2.3	2.8	-0.8	25.2
< 6 YR	1.4	-	1.7	0.6	0.7	0.7	-	0.5	1.9	-	1.2	-0.7	8.0
6 - 11 YR	0.8	1.9	1.7	0.8	12.6	4.9	2.5	0.5	0.6	2.4	0.5	0.5	29.7
11 - 21 YR	3.2	3.4	3.2	0.9	0.3	0.9	1.5	0.4	1.9	0.8	2.5	-	19.1
21 - 32 YR	0.3	-	0.4	3.3	0.5	-	-	0.3	-	0.3	0.2	-	5.3
Total linker	5.7	5.3	7.0	5.6	14.1	6.4	4.0	1.7	4.5	3.5	4.4	-0.2	62.0
EMTN/Fgn Debt	2.5	2.2	1.2	0.2	1.6	0.3	0.2	2.1	3.6	2.0	0.5	0.0	16.4
Total	202.6	157.4	147.4	158.3	147.8	132.4	115.1	83.6	147.0	126.0	90.8	18.4	1526.9

## 2025 Issuance: Cash Proceeds

	Jan	Feb	Mar	Apr	May	Jun	Jul	Aug	Sep	Oct	Nov	Dec	Total
<3.5 YR	29.0	19.9	12.3	30.3	16.4	26.0	12.5	17.2	21.6	19.5	7.3	3.2	215.3
3.5 - 5.5 YR	31.6	32.1	29.0	18.3	23.3	32.9	22.7	8.6	22.5	21.1	18.9	4.5	265.4
5.5 - 8 YR	6.4	12.8	10.4	28.8	23.1	14.5	15.0	17.5	20.4	23.3	11.5	3.0	188.6
8 - 11 YR	75.7	25.2	52.5	39.9	33.3	28.4	35.2	20.4	37.4	30.9	28.2	2.2	407.3
11 - 16 YR	3.4	31.6	4.9	11.9	6.0	11.2	5.4	4.5	7.1	11.0	2.5	3.8	103.1
16 - 21 YR	17.1	0.4	12.4	2.2	11.7	1.8	9.7	3.1	3.4	4.6	4.4	-	70.7
21 - 26 YR	7.9	7.7	0.9	4.4	1.0	1.2	2.2	-	1.8	0.5	1.3	0.1	29.1
26 - 32 YR	15.2	14.5	10.3	10.9	9.5	6.8	5.3	3.5	22.3	2.4	7.9	0.9	109.4
32 YR +	0.4	-	-	0.2	-	-	-	-	-	1.3	-	0.0	1.9
Total conv	186.7	144.2	132.6	146.9	124.3	120.7	107.8	74.7	136.5	114.7	81.9	17.7	1388.7
CCTeu / FRN	2.8	2.8	2.8	2.1	4.5	2.3	0.9	2.0	0.9	2.4	2.8	-0.8	25.2
< 6 YR	1.5	-	1.8	0.8	0.9	0.8	-	0.6	2.1	-	1.2	-0.7	9.0
6 - 11 YR	0.8	2.1	1.8	0.9	13.4	4.9	2.6	0.8	0.7	2.5	0.6	0.5	31.5
11 - 21 YR	3.5	3.4	3.0	0.8	0.5	1.0	1.5	0.6	2.0	0.9	2.9	-	20.1
21 - 32 YR	0.2	-	0.3	3.2	0.4	-	-	0.2	-	0.2	0.1	-	4.7
Total linker	6.1	5.5	7.0	5.7	15.2	6.7	4.0	2.3	4.8	3.6	4.7	-0.2	65.3
EMTN/Fgn Debt	2.5	2.2	1.2	0.2	1.6	0.3	0.2	2.1	3.5	2.0	0.5	0.0	16.4
Total	198.0	154.7	143.6	154.9	145.7	129.9	112.9	81.1	145.7	122.6	89.9	16.7	1495.8

## 2024 Issuance: Nominal

	Jan	Feb	Mar	Apr	May	Jun	Jul	Aug	Sep	Oct	Nov	Dec	Total
<3.5 YR	20.2	16.6	15.3	21.8	19.0	25.4	22.8	15.5	25.6	20.6	18.1	7.7	228.6
3.5 - 5.5 YR	27.3	25.4	28.0	21.1	21.3	14.8	14.2	22.5	16.0	24.2	23.9	1.6	240.2
5.5 - 8 YR	22.8	11.1	20.4	21.7	15.4	16.9	15.5	10.8	15.1	20.6	9.0	3.2	182.4
8 - 11 YR	65.1	48.1	29.1	40.3	33.6	26.0	33.2	22.4	31.2	32.7	30.5	7.1	399.4
11 - 16 YR	22.8	1.0	10.2	6.5	17.9	10.6	7.9	2.7	6.3	10.0	3.3	3.6	102.7
16 - 21 YR	0.7	10.4	4.1	7.2	10.2	-	4.8	5.7	5.6	2.2	9.6	-	60.5
21 - 26 YR	10.7	0.1	8.1	0.1	0.2	1.5	-	0.8	5.5	6.0	0.5	1.3	34.7
26 - 32 YR	27.4	24.5	6.6	12.2	14.2	9.7	9.9	4.5	15.0	8.4	6.8	1.7	141.0
32 YR +	0.2	0.4	0.5	2.5	2.2	0.1	1.7	-	0.9	0.8	-	1.3	10.7
Total conv	197.2	137.6	122.4	133.5	134.1	105.0	110.0	84.7	121.2	125.4	101.7	27.4	1400.1
CCTeu / FRN	1.5	2.5	1.5	2.3	2.3	1.8	1.5	1.5	1.8	3.5	4.7	-	24.8
< 6 YR	2.3	2.7	1.3	1.8	1.0	2.1	1.2	1.6	1.4	1.8	1.2	-	18.5
6 - 11 YR	0.5	0.6	-	0.7	2.8	-	1.4	-	1.7	0.6	3.4	-	11.6
11 - 21 YR	2.7	1.1	6.8	2.2	4.0	2.8	1.2	1.0	6.0	3.1	0.8	-	31.6
21 - 32 YR	-	0.3	-	0.3	0.2	0.3	0.4	0.3	0.3	-	-	-	2.1
Total linker	5.5	4.7	8.1	5.0	8.0	5.3	4.1	2.9	9.4	5.5	5.4	-	63.9
EMTN/Fgn Debt	1.2	1.6	1.9	1.4	1.3	2.8	0.1	0.4	0.8	1.0	0.1	0.0	12.7
Total	205.3	146.5	133.9	142.2	145.7	114.8	115.6	89.5	133.1	135.4	111.9	27.4	1501.5

## 2024 Issuance: Cash Proceeds

	Jan	Feb	Mar	Apr	May	Jun	Jul	Aug	Sep	Oct	Nov	Dec	Total
<3.5 YR	20.3	16.5	15.2	21.5	18.8	25.3	22.5	15.4	25.7	20.7	18.2	7.7	227.6
3.5 - 5.5 YR	27.3	25.1	27.8	21.0	21.0	15.1	14.3	22.6	16.1	24.3	23.6	1.6	239.9
5.5 - 8 YR	22.6	10.5	19.8	21.7	15.1	15.7	15.0	10.4	15.3	20.8	8.8	3.2	178.8
8 - 11 YR	65.8	48.0	29.4	39.9	33.0	25.6	32.4	22.7	31.6	33.3	30.8	7.4	399.9
11 - 16 YR	21.4	0.8	8.9	6.2	17.3	9.9	6.8	2.1	5.0	9.9	3.3	3.0	94.8
16 - 21 YR	0.5	9.8	3.9	7.6	8.5	-	4.9	5.6	5.8	2.4	7.6	-	56.6
21 - 26 YR	10.2	0.1	8.0	0.1	0.1	1.4	-	0.4	5.3	5.0	0.5	0.9	32.0
26 - 32 YR	25.3	23.2	6.1	10.8	13.9	9.0	7.8	4.3	13.5	8.0	5.9	1.8	129.7
32 YR +	0.1	0.2	0.2	2.6	1.2	0.0	1.0	-	0.5	0.7	-	0.5	7.0
Total conv	193.4	134.2	119.3	131.4	129.0	102.1	104.7	83.5	118.7	125.1	98.7	26.1	1366.2
CCTeu / FRN	1.5	2.5	1.5	2.3	2.3	1.7	1.5	1.5	1.7	3.5	4.7	-	24.8

## Eurozone 2025 Coupons and Redemptions

		Jan	Feb	Mar	Apr	May	Jun	Jul	Aug	Sep	Oct	Nov	Dec	Total 2025
<b>EMU</b>														
Redemptions	Conventional	21.8	74.1	110.7	60.7	77.6	59.1	91.2	44.5	43.6	123.4	62.2	41.5	810.4
	Floating	10.1	-	-	16.2	-	-	0.8	-	14.0	-	-	-	41.1
	Linker	-	-	11.8	-	18.6	-	0.1	-	-	-	-	-	30.5
	EMTN/Int - EUR	-	-	1.5	-	1.0	-	0.1	0.1	1.1	0.9	1.2	-	5.8
	EMTN/Int - FX	-	-	-	0.5	-	-	0.2	-	2.6	-	-	-	3.3
	Total	31.9	74.1	124.0	77.4	97.2	59.1	92.2	44.6	61.3	124.3	63.4	41.5	891.1
of which ECB PSPP		13.5	24.0	33.4	26.7	20.5	18.3	26.2	13.1	12.6	37.1	20.1	8.3	253.6
of which ECB PEPP		12.4	20.4	24.0	16.3	13.8	15.5	15.2	9.0	7.9	17.5	12.9	5.6	170.4
Coupons	Conventional	14.5	16.2	18.2	22.6	23.3	13.2	26.2	12.5	14.0	31.0	13.3	8.6	213.6
	Floating	0.1	-	0.0	0.4	-	-	0.0	-	0.0	0.4	-	-	1.0
	Linker	-	-	3.8	2.0	2.5	0.2	6.8	0.1	1.7	0.1	4.9	-	22.0
	EMTN/Int - EUR	0.2	0.2	0.4	0.3	0.3	0.4	0.4	0.1	0.2	0.2	0.2	0.7	3.7
	EMTN/Int - FX	0.1	0.0	0.1	0.1	0.1	0.1	0.1	0.1	0.1	0.1	0.1	-	1.0
	Total	14.9	16.4	22.6	25.4	26.2	13.8	33.5	12.8	16.0	31.8	18.5	9.3	241.3
Redemp+Coup	Total	46.8	90.5	146.5	102.8	123.4	72.9	125.7	57.5	77.3	156.1	81.9	50.8	1132.4
	of which ECB redemptions	25.8	44.4	57.3	42.9	34.3	33.8	41.3	22.1	20.4	54.6	33.0	13.9	424.0
	other	21.0	46.1	89.2	59.9	89.1	39.1	84.4	35.4	56.9	101.6	48.9	37.0	708.4
<b>Germany</b>														
Redemptions	Conventional	-	30.5	17.5	23.0	-	17.5	-	30.5	17.0	36.0	-	19.0	191.0
	Linker	-	-	-	-	-	-	-	-	-	-	-	-	0.0
	Total	-	30.5	17.5	23.0	-	17.5	-	30.5	17.0	36.0	-	19.0	191.0
Coupons	Conventional	4.0	2.5	0.9	1.2	0.6	1.0	6.0	5.5	1.0	1.8	1.2	1.0	26.9
	Linker	-	-	-	1.9	-	-	-	-	-	-	-	-	1.9
	Total	4.0	2.5	0.9	3.1	0.6	1.0	6.0	5.5	1.0	1.8	1.2	1.0	28.7
Redemp+Coup	Total	4.0	33.0	18.4	24.2	0.6	18.5	6.0	36.0	18.0	37.8	1.2	20.0	217.9
<b>France</b>														
Redemptions	Conventional	-	17.5	37.7	-	37.8	-	-	-	-	27.5	35.3	-	155.7
	Linker	-	-	11.8	-	-	-	-	-	-	-	-	-	11.8
	Total	-	17.5	49.4	-	37.8	-	-	-	-	27.5	35.3	-	167.5
Coupons	Conventional	-	2.8	-	9.1	14.5	1.2	-	-	2.8	6.5	5.7	-	42.5
	Linker	-	-	2.2	-	-	-	6.7	-	-	-	-	-	8.9
	Total	-	2.8	2.2	9.1	14.5	1.2	6.7	-	2.8	6.5	5.7	-	51.4
Redemp+Coup	Total	-	20.3	51.6	9.1	52.2	1.2	6.7	-	2.8	34.0	41.0	-	218.9
<b>Italy</b>														
Redemptions	Conventional	-	17.8	38.0	-	16.4	20.3	16.4	13.4	15.5	-	18.3	18.4	174.6
	Floating	10.1	-	-	16.2	-	-	-	-	14.0	-	-	-	40.3
	Linker	-	-	-	-	18.6	-	-	-	-	-	-	-	18.6
	EMTN/Int - EUR	-	-	-	-	-	-	-	-	-	-	0.2	-	0.2
	EMTN/Int - FX	-	-	-	-	-	-	-	-	-	-	-	-	0.0
	Total	10.1	17.8	38.0	16.2	35.1	20.3	16.4	13.4	29.5	-	18.5	18.4	233.7
Coupons	Conventional	2.3	6.2	9.2	3.5	5.1	3.3	3.0	6.5	8.4	4.5	5.3	3.2	60.3
	Floating	0.1	-	0.0	0.4	-	-	-	-	0.0	0.4	-	-	1.0
	Linker	-	-	1.6	0.1	2.5	0.2	-	0.1	1.7	0.1	2.3	-	8.6
	EMTN/Int - EUR	0.1	0.0	0.1	0.0	0.1	0.1	0.2	0.0	0.1	0.0	0.0	0.7	1.5
	EMTN/Int - FX	-	0.0	-	0.1	0.0	0.0	-	0.1	-	0.1	0.0	-	0.4
	Total	2.4	6.2	11.0	4.2	7.7	3.6	3.3	6.7	10.2	5.0	7.6	3.8	71.8
Redemp+Coup	Total	12.5	24.0	49.0	20.4	42.7	23.9	19.7	20.1	39.7	5.0	26.1	22.3	305.5
<b>Spain</b>														
Redemptions	Conventional	21.4	-	-	21.7	20.4	-	24.2	-	-	27.0	-	-	114.7
	Linker	-	-	-	-	-	-	-	-	-	-	-	-	0.0
	EMTN/Int - EUR	-	-	-	-	-	-	-	-	-	-	-	-	0.0
	EMTN/Int - FX	-	-	-	-	-	-	-	-	-	-	-	-	0.0
	Total	21.4	-	-	21.7	20.4	-	24.2	-	-	27.0	-	-	114.7
Coupons	Conventional	2.6	-	0.2	4.5	1.2	0.2	11.2	-	-	10.1	-	-	30.1
	Linker	-	-	-	-	-	-	-	-	-	-	2.6	-	2.6
	EMTN/Int - EUR	-	-	-	-	0.0	-	-	-	-	-	-	-	0.0
	EMTN/Int - FX	-	-	-	0.0	-	0.0	-	-	-	-	0.0	-	0.0
	Total	2.6	-	0.2	4.5	1.3	0.2	11.2	-	-	10.1	2.7	-	32.7
Redemp+Coup	Total	24.0	-	0.2	26.3	21.7	0.2	35.4	-	-	37.1	2.7	-	147.5
<b>EMU ex Big 4</b>														
Redemptions	Conventional	0.4	8.3	17.5	16.0	3.0	21.3	50.6	0.6	11.1	33.0	8.6	4.1	174.4
	Floating	-	-	-	-	-	-	0.8	-	0.0	-	-	-	0.8
	Linker	-	-	-	-	-	-	0.1	-	-	-	-	-	0.1
	EMTN/Int - EUR	-	-	1.5	-	1.0	-	0.1	0.1	1.1	0.9	1.0	-	5.6
	EMTN/Int - FX	-	-	-	0.5	-	-	0.2	-	2.6	-	-	-	3.3
	Total	0.4	8.3	19.0	16.5	4.0	21.3	51.6	0.7	14.9	33.8	9.6	4.1	184.1
Coupons	Conventional	5.7	4.7	7.9	4.3	1.9	7.4	6.0	0.5	1.8	8.1	1.1	4.5	53.8
	Floating	0.0	-	-	-	-	-	0.0	-	-	-	-	-	0.0
	Linker	-	-	-	0.0	-	0.0	0.1	-	-	-	-	-	0.1
	EMTN/Int - EUR	0.1	0.2	0.3	0.3	0.2	0.4	0.2	0.1	0.1	0.2	0.1	-	2.2
	EMTN/Int - FX	0.1	0.0	0.1	0.0	0.1	0.0	0.1	0.0	0.1	0.0	0.0	-	0.5
	Total	5.9	4.9	8.3	4.6	2.2	7.8	6.3	0.6	2.0	8.4	1.3	4.5	56.7
Redemp+Coup	Total	6.2	13.2	27.3	21.1	6.2	29.1	58.0	1.3	16.8	42.2	10.9	8.6	240.8

## Eurozone 2025 Coupons and Redemptions

		Jan	Feb	Mar	Apr	May	Jun	Jul	Aug	Sep	Oct	Nov	Dec	Total 2025
<b>Austria</b>														
Redemptions	Conventional				9.1						13.3			22.4
	EMTN/Int - EUR							0.1	0.1		0.1			0.3
	EMTN/Int - FX				0.5									0.5
	Total				9.6			0.1	0.1		13.4			23.2
Coupons	Conventional	0.2	1.5	1.2	0.1	0.2	0.4	0.9		0.1	1.1	0.1		5.9
	EMTN/Int - EUR	0.0	0.0		0.0			0.0	0.0		0.0			0.0
	EMTN/Int - FX		0.0		0.0	0.0	0.0				0.0	0.0		0.0
	Total	0.2	1.5	1.2	0.1	0.2	0.4	0.9	0.0	0.1	1.2	0.1		5.9
Redemp+Coup Total		0.2	1.5	1.2	9.7	0.2	0.4	1.0	0.1	0.1	14.6	0.1		29.1
<b>Belgium</b>														
Redemptions	Conventional						21.3							21.3
	Linker													0.0
	EMTN/Int - EUR													0.0
	EMTN/Int - FX							0.2						0.2
Coupons	Conventional			3.8	0.4		4.9				1.0			10.1
	Coupon - Linker						0.0	0.0						0.0
	Coupon - Int - EUR	0.0		0.0		0.0	0.0	0.0		0.0	0.0	0.0		0.1
	EMTN/Int - FX	0.0		0.0	0.0	0.0	0.0	0.0		0.0	0.0	0.0		0.2
Redemp+Coup Total		0.0		3.9	0.4	0.0	5.0	0.0		0.0	1.1	0.0		10.4
Redemp+Coup Total		0.0		3.9	0.4	0.0	26.3	0.2		0.0	1.1	0.0		31.8
<b>EFSP</b>														
Redemptions	Conventional		6.0		3.0			3.5			5.0		4.0	21.5
	Total		6.0		3.0			3.5			5.0		4.0	21.5
Coupons	Conventional	0.1	0.5	0.1	0.5	0.3	0.1	0.6	0.2	0.3	0.0		0.3	3.0
	Total	0.1	0.5	0.1	0.5	0.3	0.1	0.6	0.2	0.3	0.0		0.3	3.0
Redemp+Coup Total		0.1	6.5	0.1	3.5	0.3	0.1	4.1	0.2	0.3	5.0		4.3	24.5
<b>ESM</b>														
Redemptions	Conventional			3.5						6.0				9.5
	EMTN/Int - FX									2.6				2.6
	Total			3.5						8.6				12.1
Coupons	Conventional			0.2		0.1	0.0	0.0	0.1	0.3	0.1	0.2	0.1	0.9
	EMTN/Int - FX			0.1						0.1				0.2
	Total			0.2		0.1	0.0	0.0	0.1	0.3	0.1	0.2	0.1	1.0
Redemp+Coup Total				3.7		0.1	0.0	0.0	0.1	8.9	0.1	0.2	0.1	13.1
<b>EU</b>														
Redemptions	Conventional				2.4			18.0			0.2	8.0	0.0	28.6
	Floating													0.0
	Total				2.4			18.0			0.2	8.0	0.0	28.6
Coupons	Conventional	0.0	1.3	0.5	1.0	0.0	0.0	1.5		0.1	3.9	0.6	4.0	13.1
	Floating													0.0
	Total	0.0	1.3	0.5	1.0	0.0	0.0	1.5		0.1	3.9	0.6	4.0	13.1
Redemp+Coup Total		0.0	1.3	0.5	3.4	0.0	0.0	19.5		0.1	4.1	8.6	4.1	41.7
<b>Greece</b>														
Redemptions	Conventional		2.3											2.3
	Floating									0.0				0.0
	Linker							0.1						0.1
	EMTN/Int - EUR													0.0
Coupons	Conventional	1.0	0.2	0.4	0.1		1.0	0.3		0.0				3.1
	Floating													0.0
	Linker							0.0						0.0
	EMTN/Int - EUR				0.0			0.1						0.1
Redemp+Coup Total		1.0	0.2	0.4	0.1		1.0	0.4		0.0				3.2
Redemp+Coup Total		1.0	2.5	0.4	0.1		1.0	0.4		0.0				5.5
<b>Ireland</b>														
Redemptions	Conventional			11.5										11.5
	Floating													0.0
	EMTN/Int - EUR													0.0
	Total			11.5										11.5
Coupons	Conventional	0.0	0.2	0.7	0.0	0.9		0.0		0.0	0.5			2.4
	Floating													0.0
	EMTN/Int - EUR		0.0	0.0	0.0	0.0	0.0	0.0		0.0	0.0	0.0		0.0
	Total	0.0	0.2	0.7	0.0	0.9	0.0	0.0		0.0	0.5	0.0		2.4
Redemp+Coup Total		0.0	0.2	12.2	0.0	0.9	0.0	0.0		0.0	0.5	0.0		13.9
<b>Netherlands</b>														
Redemptions	Conventional							19.9						19.9
	Total							19.9						19.9
Coupons	Conventional	4.1						1.4						5.5
	Total	4.1						1.4						5.5
Redemp+Coup Total		4.1						21.4						25.4
<b>Portugal</b>														
Redemptions	Conventional										11.4			11.4
	Floating							0.8						0.8
	EMTN/Int - EUR													0.0
	EMTN/Int - FX													0.0
Coupons	Conventional	0.0	0.6	0.0	1.1	0.1	0.7	0.4	0.0	0.0	1.1	0.0	0.0	4.0
	Floating	0.0						0.0						0.0
	EMTN/Int - EUR		0.0											0.0
	EMTN/Int - FX													0.0
Redemp+Coup Total		0.0	0.6	0.0	1.1	0.1	0.7	0.4	0.0	0.0	1.1	0.0	0.0	4.1
Redemp+Coup Total		0.0	0.6	0.0	1.1	0.1	0.7	1.2	0.0	0.0	12.5	0.0	0.0	16.3

## Eurozone 2025 Coupons and Redemptions

		Jan	Feb	Mar	Apr	May	Jun	Jul	Aug	Sep	Oct	Nov	Dec	Total 2025
<b>Croatia</b>														
Redemptions	Conventional			2.5				0.8						3.3
	EMTN/Int - EUR			1.5										1.5
	EMTN/Int - FX													
	Total			4.0				0.8						4.8
Coupons	Conventional	0.1	0.0	0.1		0.0	0.0	0.1	0.0	0.0		0.0	0.0	0.5
	EMTN/Int - EUR	0.0		0.2	0.1	0.0	0.2	0.0		0.0	0.0	0.0		0.5
	Coupon - Int - FC													
	Total	0.1	0.0	0.2	0.1	0.1	0.2	0.1	0.0	0.0	0.0	0.1	0.0	1.0
Redemp+Coup	Total	0.1	0.0	4.2	0.1	0.1	0.2	0.9	0.0	0.0	0.0	0.1	0.0	5.8
<b>Cyprus</b>														
Redemptions	Conventional												0.1	0.1
	EMTN/Int - EUR											1.0		1.0
	Total											1.0	0.1	1.1
Coupons	Conventional												0.0	0.0
	EMTN/Int - EUR	0.0	0.0		0.1	0.0	0.0			0.0	0.0	0.0		0.3
	Total	0.0	0.0		0.1	0.0	0.0			0.0	0.0	0.0	0.0	0.3
Redemp+Coup	Total	0.0	0.0		0.1	0.0	0.0			0.0	0.0	1.0	0.1	1.4
<b>Finland</b>														
Redemptions	Conventional							6.3		5.1				11.4
	EMTN/Int - EUR													0.0
	EMTN/Int - FX													0.0
	Total							6.3		5.1				11.4
Coupons	Conventional				1.0	0.0		0.6		0.9				2.5
	EMTN/Int - EUR													0.0
	Coupon - Int - FC	0.0	0.0			0.0		0.0	0.0			0.0		0.1
	Total	0.0	0.0		1.0	0.0		0.6	0.0	0.9		0.0		2.6
Redemp+Coup	Total	0.0	0.0		1.0	0.0		6.9	0.0	6.1		0.0		14.0
<b>Latvia</b>														
Redemptions	Conventional	0.4												0.4
	EMTN/Int - EUR													1.1
	EMTN/Int - FX									1.1				0.0
	Total	0.4								1.1				1.5
Coupons	Conventional													0.0
	EMTN/Int - EUR	0.1	0.0	0.0	0.0	0.1	0.0	0.0		0.0	0.1	0.0		0.4
	EMTN/Int - FX	0.0						0.0						0.1
	Total	0.1	0.0	0.0	0.0	0.1	0.0	0.1		0.0	0.1	0.0		0.4
Redemp+Coup	Total	0.5	0.0	0.0	0.0	0.1	0.0	0.1		1.1	0.1	0.0		1.9
<b>Lithuania</b>														
Redemptions	Conventional								0.6			0.3		1.0
	EMTN/Int - EUR					1.0					0.8			1.7
	EMTN/Int - FX													0.0
	Total					1.0			0.6		0.8	0.3		2.7
Coupons	Conventional		0.0		0.0	0.0		0.0	0.1			0.0	0.0	0.1
	EMTN/Int - EUR		0.1		0.1	0.1	0.1	0.1	0.1		0.1	0.0		0.8
	EMTN/Int - FX													0.0
	Total		0.1		0.1	0.1	0.1	0.1	0.2		0.1	0.0	0.0	0.9
Redemp+Coup	Total		0.1		0.1	1.1	0.1	0.1	0.8		0.9	0.4	0.0	3.6
<b>Luxembourg</b>														
Redemptions	Conventional				1.5									1.5
	Total				1.5									1.5
Coupons	Conventional		0.0	0.1		0.0			0.0		0.0			0.2
	Total		0.0	0.1		0.0			0.0		0.0			0.2
Redemp+Coup	Total		0.0	0.1	1.5	0.0			0.0		0.0			1.7
<b>Malta</b>														
Redemptions	Conventional							0.1				0.2		0.4
	EMTN/Int - EUR													0.0
	Total							0.1				0.2		0.4
Coupons	Conventional	0.0	0.0	0.0	0.0	0.0	0.0	0.0	0.0	0.0	0.0	0.0	0.0	0.3
	EMTN/Int - EUR													0.0
	Total	0.0	0.0	0.0	0.0	0.0	0.0	0.0	0.0	0.0	0.0	0.0	0.0	0.3
Redemp+Coup	Total	0.0	0.0	0.0	0.0	0.0	0.0	0.2	0.0	0.0	0.0	0.3	0.0	0.6
<b>Slovakia</b>														
Redemptions	Conventional					3.0					3.0			6.0
	EMTN/Int - EUR													0.0
	EMTN/Int - FX													0.0
	Total					3.0					3.0			6.0
Coupons	Conventional	0.2	0.3	0.2	0.0	0.1	0.2	0.0	0.0		0.4	0.1		1.6
	EMTN/Int - EUR		0.0											0.0
	EMTN/Int - FX			0.0		0.0								0.0
	Total	0.2	0.3	0.2	0.0	0.1	0.2	0.0	0.0		0.4	0.1		1.7
Redemp+Coup	Total	0.2	0.3	0.2	0.0	3.1	0.2	0.0	0.0		3.4	0.1		7.7
<b>Slovenia</b>														
Redemptions	Conventional							1.9						1.9
	EMTN/Int - FX													0.0
	Total							1.9						1.9
Coupons	Conventional	0.0	0.0	0.4				0.1	0.1	0.0	0.0	0.1		0.7
	EMTN/Int - FX			0.0						0.0				0.0
	Total	0.0	0.0	0.5				0.1	0.1	0.0	0.0	0.1		0.7
Redemp+Coup	Total	0.0	0.0	0.5				2.0	0.1	0.0	0.0	0.1		2.6