

MNI EGB Supply Daily

6 February, 2026 - By Tim Davis and Moritz Arold

[For a more detailed look at 2026 Eurozone issuance, see the comprehensive MNI Eurozone Issuance Deep Dive: 2026 Outlook publication here.](#)

THIS WEEK

Belgium is scheduled to hold an ORI auction this morning. Already this week Belgium, Italy and the ESM held syndications, Germany, Italy, France and Spain held auctions and Finland held an ORI operation. **We look for issuance of E49.1bln for the week**, up from E42.8bln last week.

- The **ESM** on Tuesday held a syndicated launch of the new 10-year 3.00% Feb-36 ESM-Bond, selling E2.5bln (the midpoint of MNI's expected E2-3bln range for the auction).
 - Books were in excess of E22bln and the spread was set at MS+18bps (guidance was MS + 21bps area).
 - In our Deep Dive Outlook, we had pencilled in an ESM syndication in February, with the majority of the March redemption likely to be covered by the E4.9bln repayments received in December 2025 from Spain and Cyprus.
- **Italy**, also on Tuesday, held a syndication for the new 15-year 3.95% Oct-41 BTP. The transaction was sized at E14bln (MNI expected E10-13bln, so that was larger than we thought).
 - Books were in excess of E157bln, and the spread was set at BTPS 3.85 Oct-40 + 8 bps (guidance was 3.85% Oct-40 BTP +10bps area).
 - E14bln matches the largest ever single line Italian syndication (although there have been larger dual-tranche deals). E157bln is also the largest ever book for a single Italian line.
 - We noted in our 2026 Eurozone Issuance Deep Dive that the MEF has noted that it looks for less gross 15-year BTP issuance than last year (when E16.85bln was issued). This means that with E14bln already issued there isn't much scope to reopen this issue this year (without opposing the MEF's guidance).
 - Including this year, a new 15-year BTP has launched in either January or February in 6 of the last 8 years (the exceptions being 2022 when it launched in May and 2023 when there was no 15-year launch at all).
- **Germany** came to the market on Tuesday to hold its first Green auction of the year, selling E1.5bln (E1.34bln allotted) of the 2.50% Feb-35 Green Bund (ISIN: DE000BU3Z047).
- **Belgium** held a syndication on Wednesday to launch the new 4.35% 30-year Jun-56 OLO (ISIN: BE0000367764). The size of the transaction was set at E6bln; we expected E4-6bln, but had thought risks were skewed towards the bottom half of the range given that this is a 30-year OLO. Books closed in excess of E112bln, a record for a Belgian ORO, and the spread was set at 3.50% Jun-55 OLO + 4bps (Guidance was + 6bps area).
 - We had pencilled a Belgian long-end syndication for next week (post-ECB meeting) rather than this week. A 20/30-year OLO had been expected (see our expectations in the MNI EGB Issuance Deep Dive), so the transaction was not a huge surprise to us.
- **Germany** returned to the market on Wednesday morning with E4bln (3.196bln allotted) of the 7-year 2.50% Nov-32 Bund (ISIN: DE000BU27014).
- **Spain** came to the market yesterday, holding a Bono/Obli/ObliEi auction. Spain sold a combined E5.839bln (E5.0-6.0bln target range) of nominal Bono/Oblis: E1.532bln in a first reopening of the on-the-run 3-year the 2.35% Mar-29 Bono (ISIN: ES0000012P90), E2.367bln of the 3.00% Jan-33 Obli (ISIN: ES0000012P74) and E1.939bln of the 3.20% Oct-35 Obli (ISIN: ES0000012P33). Alongside these, Spain sold E646mln (E250-750mln target range) of the 0.70% Nov-33 Obli-Ei (ISIN: ES0000012C12).
- **France** also came to the market yesterday with a LT OAT auction for a combined E13.5bln (top of the E11.5-13.5bln target range). France sold E4.322bln of the 3.20% May-35 OAT (ISIN: FR001400X8V5), E6.290bln of the on-the-run 10-year 3.50% Nov-35 OAT (ISIN: FR0014012II5), E1.719bln of the 3.60% May-42 OAT (ISIN: FR001400WYO4) and E1.169bln of the 3.00% Jun-49 Green OAT (ISIN: FR001400NEF3).
- **Finland** concluded yesterday's issuance with an ORI auction of a combined E91mln (up to a combined E400mln had been on offer): E25mln of the 0% Sep-30 RFGB (ISIN: FI4000441878) and E66mln of the 3.20% Apr-45 RFGB (ISIN: FI4000586284).

- **Belgium** will conclude issuance for the week today, also holding an ORI auction for up to a combined E500mln of the 2.85% Oct-34 OLO (ISIN: BE0000360694) and the 3.10% Jun-35 OLO (ISIN: BE0000363722).

NOMINAL FLOWS: This week will see redemptions of E38.8bln: E21.3bln from a formerly 5-year Spanish Bono and E17.5bln from formerly 5-year BTP. Coupon payments for the week total E10.9bln: E5.8bln Italian, E3.2bln Spanish, E1.6bln and from the EU. **This leaves estimated net flows for the week at negative E0.6bln**, from the positive E22.3bln last week.

NEXT WEEK (W/C 9 FEBRUARY)

The EU is scheduled to hold a syndication while Austria, Germany, Italy and the Netherlands are all scheduled to hold auctions in the W/C 9 February. There are also potential auctions from Greece and Portugal. **We pencil in gross issuance of E30.3bln for the week.**

- The **EU** will come to the market in the W/C 9 February to hold its second syndication of 2026. We expect the transaction to take place on Tuesday 10 February with the mandate likely announced on Monday 9 February. If there is a new issue, we think the most likely new maturity to be on offer would be a 10-year EU-bond (although our base case is that this is launched in March and that we see taps at the February transaction).
- The **Netherlands** will hold an auction, looking to sell E1.5-2.0bln of the 3.25% Jan-44 Green DSL (ISIN: NL0015001RG8) on Tuesday 10 February.
 - Alongside the announcement, the Netherlands also published the following auction schedule for the remainder of Q1: E6.0-7.0bln of the new Jul-36 DSL (ISIN: tba) at a DDA on March 3, and a tap of an existing DSL to be determined, on March 24.
 - The launch of a 10-year 2036 DSL via DDA was already scheduled for Q1 in the annual funding plan, but we previously expected it for 10 February. This had been the case in 5/7 years since 2019 but last year and 2020 both saw the launch in March (so this was always a risk). The DSTA has already guided towards a size of E6-7bln. If at the top of the range, this would be a record launch size for a DSL. We did however also flag that there is a good chance that the Netherlands holds a conventional tap auction on February 10.
- **Austria** will hold an RAGB auction on Tuesday 10 February with up to a combined E1.725bln of the 0% Feb-31 RAGB (ISIN: AT0000A2NW83) and the 3.20% Feb-36 RAGB (ISIN: AT0000A3RVH9) on offer.
- **Germany** will come to the market on Tuesday 10 February to sell E5bln of the 2.50% Apr-31 Bobl (ISIN: DE000BU25067).
- **Greece** has an auction scheduled for Wednesday 11 February. If it goes ahead, details will be confirmed on Tuesday 10 February. Last year the PDMA scheduled auctions monthly (except August and December) but only ended up holding three across the year. This year only three auctions have been scheduled for H1 so we will be watching to see whether the PDMA is more inclined to conduct its scheduled auctions this year.
- **Germany** will return to the market on Wednesday 11 February to hold a LT Bund auction. On offer will be E1.5bln of the off-the-run 30-year 2.50% Aug-54 Bund (ISIN: DE000BU2D004) alongside E1bln of the 2.90% Aug-56 Bund (ISIN: DE000BU2D012).
 - This makes it three LT auctions out of three so far that the DFA has chosen to sell a 30-year Bund rather than a 15/20-year Bund as the line that is announced the prior week.
- **Portugal** will potentially look to hold an auction on Wednesday 11 February. If it does, details will be announced today.
- **Italy** will conclude auction issuance for the week on Thursday 12 February with a 3/7/15+ year BTP auction with details to be confirmed on Monday 9 February. We look for a first reopening of the 3-year on-the-run the new 2.40% Mar-29 BTP (ISIN: IT0005689960). We don't have a strong conviction regarding the 7-year BTP on offer as the MEF has often chosen to reopen off-the-run issues when an issue was launched via a large syndication the prior month (as was the case with the E15bln sale of the 3.15% Mar-33 BTP (ISIN: IT0005689994) on 8 January). We think there is a good chance that the MEF decides not to offer a 15+ year BTP after the 15-year BTP syndication.

NOMINAL FLOWS: The W/C 9 February will see redemptions of E6.7bln: E3.2bln from a formerly 5-year GGB, E1.5bln from a formerly 2-year SloVGB, E1.0bln of a formerly 4-year SLOREP and E1.0bln of a formerly 5-year CYPRUS. Coupon payments for the week total E0.6bln: E0.2bln from the EFSF and E0.2bln Slovakian. **This leaves estimated net flows for the week at positive E23.0bln.**

MNI Eurozone Net Cash Flow Matrix

Week beginning 2-Feb-2026

2026 Redemption Payments

| Maturity | Country | Issue | Coupon | Amount (Ebn) |
|----------|-------------|-----------------------------|------------------|--------------|
| 15-Jan | Italy | BTP | 3.50 | 15.12 |
| 15-Jan | Netherlands | DSL | 0.00 | 11.60 |
| 22-Jan | Lithuania | LITHGB | 0.00 | 0.36 |
| 26-Jan | EFSS | EFSS | 0.40 | 5.00 |
| 28-Jan | Italy | BTP Short Term | 3.20 | 13.52 |
| 31-Jan | Spain | Bono | 0.00 | 21.30 |
| 01-Feb | Italy | BTP | 0.50 | 17.49 |
| 07-Feb | Slovakia | SLOVGB | 3.00 | 1.50 |
| 09-Feb | Cyprus | Cyprus - EUR, fixed | 0.00 | 1.00 |
| 12-Feb | Greece | GGB | 0.00 | 3.19 |
| 13-Feb | Slovenia | SLOREP | 0.00 | 1.03 |
| 15-Feb | Germany | Bund | 0.50 | 33.50 |
| 15-Feb | Finland | Finland Int - FC, fixed | 6.95 | 0.25 |
| 17-Feb | Italy | Italy EMTN - FC, fixed | 1.25 | 2.54 |
| 24-Feb | Greece | GGB Step | 4.30 | 0.07 |
| 24-Feb | Bulgaria | BulgGB | 0.00 | 0.87 |
| 25-Feb | France | OAT | 0.00 | 31.67 |
| 25-Feb | Portugal | Portugal Int - EUR fixed | 3.30 | 1.02 |
| 01-Mar | Italy | BTP | 4.50 | 19.20 |
| 01-Mar | France | OATei | EU CPI+10 | 12.96 |
| 02-Mar | ESM | ESM | 0.50 | 5.50 |
| 02-Mar | EU | EU SURE | 0.00 | 8.00 |
| 15-Mar | Austria | RAGB | 4.85 | 10.35 |
| 19-Mar | Germany | Schatz | 2.50 | 19.00 |
| 20-Mar | Greece | GGB | 5.30 | 0.70 |
| 20-Mar | Greece | GGB | 5.30 | 0.24 |
| 27-Mar | Slovakia | Slovakia Int - FC | 4.20 | 0.20 |
| 28-Mar | Belgium | OLO | 4.50 | 11.10 |
| 29-Mar | Italy | Italy EMTN - EUR, float | Floating | 0.30 |
| 30-Mar | Slovenia | SLOREP | 5.13 | 1.75 |
| 01-Apr | Italy | BTP | 0.00 | 17.54 |
| 04-Apr | EU | EU-bond | 0.52 | 0.05 |
| 10-Apr | Germany | Bobl | 0.00 | 28.00 |
| 15-Apr | Italy | BTP | 3.80 | 11.21 |
| 15-Apr | Finland | RFGB | 0.50 | 7.07 |
| 15-Apr | Italy | CCTEU | EURIBOR 6m +50 | 12.73 |
| 15-Apr | Germany | ILBund | EU CPI+10 | 24.86 |
| 25-Apr | France | OAT | 3.50 | 31.79 |
| 30-Apr | Spain | Obli | 1.95 | 22.95 |
| 10-May | Slovakia | SLOVGB | 4.50 | 1.33 |
| 11-May | Italy | Italy Eurobond - EUR, float | Floating | 0.22 |
| 15-May | Ireland | IGB | 1.00 | 11.64 |
| 15-May | Italy | BTPei | EU CPI+5 | 11.63 |
| 21-May | Italy | BTP Italia | IT CPI+5 | 6.97 |
| 22-May | Slovakia | SLOVGB | 0.63 | 1.45 |
| 25-May | France | OAT | 0.50 | 32.93 |
| 31-May | Spain | Bono | 2.80 | 23.59 |
| 31-May | EFSS | EFSS | 0.40 | 5.00 |
| 01-Jun | Italy | BTP | 1.60 | 19.93 |
| 02-Jun | Lithuania | LITHGB | 0.00 | 0.47 |
| 18-Jun | Germany | Schatz | 2.90 | 19.00 |
| 22-Jun | Belgium | OLO | 1.00 | 15.03 |
| 06-Jul | EU | EU-bond | 0.00 | 18.94 |
| 08-Jul | Malta | MALTA | 3.55 | 0.18 |
| 15-Jul | Italy | BTP | 2.10 | 17.23 |
| 15-Jul | Austria | RAGB | 2.00 | 4.89 |
| 15-Jul | Netherlands | DSL | 0.50 | 17.22 |
| 15-Jul | Croatia | CROATE | 2.13 | 0.40 |
| 20-Jul | Malta | MALTA | 0.10 | 0.18 |
| 20-Jul | EFSS | EFSS | 0.00 | 4.00 |
| 21-Jul | Portugal | PGB | 2.88 | 9.41 |
| 23-Jul | Greece | GGB | 1.88 | 2.30 |
| 27-Jul | Bulgaria | BulgGB | 2.25 | 0.41 |
| 27-Jul | Belgium | Belgium EMTN - FC, fixed | 1.91 | 0.05 |
| 30-Jul | Spain | Obli | 5.90 | 24.66 |
| 01-Aug | Italy | BTP | 0.00 | 16.59 |
| 02-Aug | Lithuania | LITHGB | 3.90 | 1.12 |
| 05-Aug | Malta | MALTA | 3.85 | 0.18 |
| 15-Aug | Germany | Bund | 0.00 | 32.50 |
| 17-Aug | EFSS | EFSS | 2.75 | 3.00 |
| 28-Aug | Italy | BTP Short Term | 3.10 | 13.24 |
| 04-Sep | EU | EU-bond | 3.00 | 4.00 |
| 14-Sep | ESM | ESM USD Bond | 4.75 | 2.54 |
| 15-Sep | Italy | BTP | 3.85 | 15.51 |
| 15-Sep | Finland | RFGB | 0.00 | 4.00 |
| 15-Sep | Italy | BTPei | EU CPI+310 | 17.13 |
| 17-Sep | Germany | Schatz | 2.70 | 19.00 |
| 18-Sep | Greece | GGB Float | BOR 6m +FLOATING | 0.04 |
| 24-Sep | France | OAT | 2.50 | 24.28 |
| 28-Sep | Belgium | Belgium EMTN - FC, fixed | 5.05 | 0.11 |
| 05-Oct | EU | EU-bond | 2.75 | 14.11 |
| 07-Oct | Latvia | Latvia - EUR, fixed | 0.38 | 2.02 |
| 09-Oct | Germany | Bobl | 0.00 | 24.00 |
| 16-Oct | EFSS | EFSS | 0.63 | 4.00 |
| 20-Oct | Austria | RAGB | 0.75 | 17.16 |
| 20-Oct | Malta | MALTA | 0.40 | 0.17 |
| 22-Oct | EU | EU-bond | 0.25 | 2.20 |
| 29-Oct | Lithuania | Lithuania EMTN - EUR, fixed | 2.13 | 1.09 |
| 31-Oct | Spain | Obli | 1.30 | 28.68 |
| 01-Nov | Italy | BTP | 7.25 | 12.42 |
| 13-Nov | Luxembourg | LGB | 0.00 | 1.70 |
| 18-Nov | Malta | MALTA | 0.25 | 0.16 |
| 25-Nov | France | OAT | 0.25 | 36.71 |
| 27-Nov | Lithuania | LITHGB | 0.10 | 0.35 |
| 01-Dec | Italy | BTP | 1.25 | 19.78 |
| 04-Dec | EU | EU-bond | 0.77 | 0.02 |
| 10-Dec | Germany | Schatz | 2.00 | 19.00 |
| 14-Dec | Croatia | CROATE | 4.25 | 1.65 |
| 15-Dec | ESM | ESM | 0.00 | 4.00 |
| 31-Dec | Malta | MALTA | 7.00 | 0.00 |

* Amounts include estimations of inflation uplifts
* Amount is converted to euros for foreign currency issues

Eurozone Govt Supply

| Date | Country | Issue | Amount |
|--------|---------|-------------------------|--------------|
| 03-Feb | ESM | 3.00% Feb-36 ESM | E2.5bn |
| 03-Feb | Italy | 3.95% Oct-41 BTP | E14bn |
| 03-Feb | Germany | 2.50% Feb-35 Green Bund | E1.5bn |
| 04-Feb | Belgium | 4.35% Jun-56 OLO | E6bn |
| 04-Feb | Germany | 2.50% Nov-32 Bund | E4bn |
| 05-Feb | Spain | 2.35% Mar-29 Bono | E1.532bn |
| 05-Feb | Spain | 3.00% Jan-33 Obli | E2.367bn |
| 05-Feb | Spain | 3.20% Oct-35 Obli | E1.939bn |
| 05-Feb | Spain | 0.70% Nov-33 Obli-EI | E645.7m |
| 05-Feb | France | 3.20% May-35 OAT | E4.322bn |
| 05-Feb | France | 3.50% Nov-35 OAT | E6.29bn |
| 05-Feb | France | 3.60% May-42 OAT | E1.719bn |
| 05-Feb | France | 3.00% Jun-49 Green OAT | E1.169bn |
| 05-Feb | Finland | 0% Sep-30 RFGB | E25m |
| 05-Feb | Finland | 3.20% Apr-45 RFGB | E66m |
| 06-Feb | Belgium | 2.85% Oct-34 OLO | Up to E0.5bn |
| 06-Feb | Belgium | 3.10% Jun-35 OLO | Shared |

Weekly supply

E49.1bn

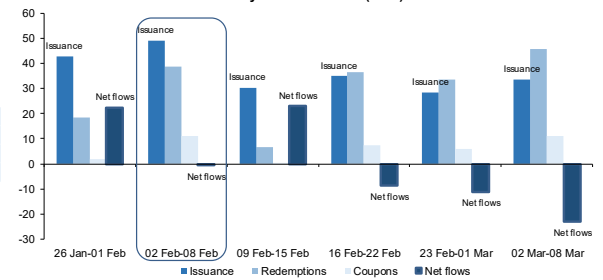
Upcoming Coupon Payments

| Country | Amount (Ebn) |
|---------------------|--------------|
| Total w/c 26-Jan | 2.0 |
| ...largest payments | |
| Greece | 1.0 |
| Italy | 0.3 |
| Total w/c 2-Feb | 10.9 |
| ...largest payments | |
| Italy | 5.8 |
| Spain | 3.2 |
| EU | 1.6 |
| Total w/c 9-Feb | 0.6 |
| ...largest payments | |
| EFSS | 0.2 |
| Slovakia | 0.2 |
| Croatia | 0.1 |
| Total w/c 16-Feb | 7.2 |
| ...largest payments | |
| Germany | 3.4 |
| Austria | 1.9 |
| Total w/c 23-Feb | 5.8 |
| ...largest payments | |
| France | 4.8 |
| Slovakia | 0.4 |
| Total w/c 2-Mar | 11.0 |
| ...largest payments | |
| Italy | 7.8 |
| France | 2.0 |
| Total w/c 9-Mar | 0.9 |

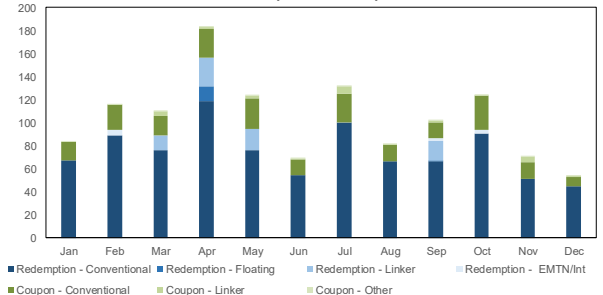
Net Cash Flow Matrix (Ebn)

| | 26 Jan-01 Feb | 02 Feb-08 Feb | 09 Feb-15 Feb | 16 Feb-22 Feb | 23 Feb-01 Mar | 02 Mar-08 Mar |
|-------------|---------------|---------------|---------------|---------------|---------------|---------------|
| Issuance* | 42.8 | 49.1 | 30.3 | 34.9 | 28.2 | 33.7 |
| Redemptions | 18.5 | 38.8 | 6.7 | 36.3 | 33.6 | 45.7 |
| Coupons | 2.0 | 10.9 | 0.6 | 7.2 | 5.8 | 11.0 |
| Net Flows | 22.3 | -0.6 | 23.0 | -8.6 | -11.2 | -23.0 |

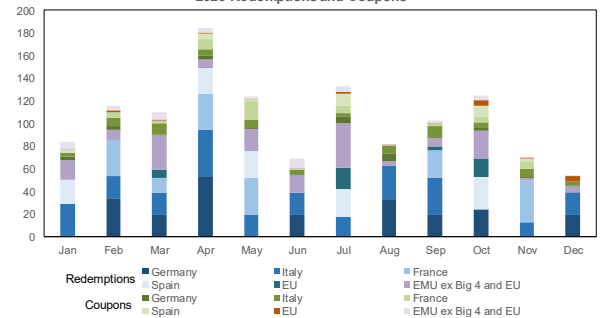
Weekly Net Cash Flows (Ebn)



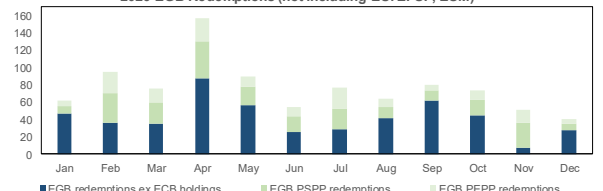
2026 Redemptions and Coupons



2026 Redemptions and Coupons



2026 EGB Redemptions (not including EU, EFSF, ESM)



Eurozone 2026 Coupons and Redemptions



| | | Jan | Feb | Mar | Apr | May | Jun | Jul | Aug | Sep | Oct | Nov | Dec | Total 2026 |
|----------------------------|--------------------------|-------------|--------------|--------------|--------------|--------------|-------------|--------------|-------------|--------------|-------------|-------------|---------------|--------------|
| EMU | | | | | | | | | | | | | | |
| Redemptions | Conventional | 66.9 | 89.3 | 75.8 | 118.6 | 75.9 | 54.4 | 99.8 | 66.6 | 66.8 | 90.3 | 51.3 | 44.5 | 900.3 |
| | Floating | - | - | - | 12.7 | - | - | - | - | 0.0 | - | - | - | 12.8 |
| | Linker | - | - | 13.0 | 24.9 | 18.6 | - | - | - | 17.1 | - | - | - | 73.5 |
| | EMTN/Int - EUR | - | 2.0 | 0.3 | - | 0.2 | - | - | - | - | 3.1 | - | - | 5.6 |
| | EMTN/Int - FX | - | 2.8 | 0.2 | - | - | - | 0.1 | - | 2.6 | - | - | - | 5.6 |
| | Total | 66.9 | 94.1 | 89.3 | 156.2 | 94.7 | 54.4 | 99.9 | 66.6 | 66.6 | 93.4 | 51.3 | 44.5 | 997.9 |
| | of which ECB PSPP | 8.3 | 34.5 | 25.1 | 42.7 | 21.1 | 18.0 | 24.3 | 12.6 | 12.1 | 18.2 | 28.4 | 7.4 | 252.7 |
| | of which ECB PEPP | 6.6 | 23.7 | 16.1 | 25.9 | 12.4 | 10.9 | 24.4 | 9.2 | 6.7 | 10.6 | 15.5 | 5.7 | 167.9 |
| | of which ECB SMP | - | - | 0.7 | - | - | - | - | - | - | - | - | - | 0.7 |
| | Total ex ECB | 51.9 | 36.0 | 47.4 | 87.6 | 61.2 | 25.5 | 51.1 | 44.8 | 67.8 | 64.6 | 7.4 | 31.4 | 576.7 |
| Coupons | Conventional | 16.6 | 21.1 | 16.5 | 24.9 | 25.9 | 13.6 | 24.9 | 14.2 | 13.6 | 30.2 | 13.7 | 8.5 | 223.8 |
| | Floating | 0.0 | - | - | 0.5 | - | - | 0.0 | - | - | 0.4 | - | - | 0.9 |
| | Linker | - | 0.1 | 3.7 | 2.0 | 2.3 | 0.3 | 7.0 | 0.1 | 1.7 | 0.1 | 4.8 | 0.3 | 22.6 |
| | EMTN/Int - EUR | 0.5 | 0.3 | 0.5 | 0.3 | 0.6 | 0.4 | 0.5 | 0.1 | 0.4 | 0.2 | 0.1 | 0.1 | 4.1 |
| | EMTN/Int - FX | 0.0 | 0.1 | 0.1 | 0.1 | 0.1 | 0.1 | 0.1 | 0.1 | 0.1 | 0.1 | 0.1 | 0.1 | 1.2 |
| | Total | 17.1 | 21.7 | 20.9 | 27.8 | 29.0 | 14.5 | 32.5 | 14.6 | 15.8 | 31.1 | 18.7 | 9.0 | 252.6 |
| Redemp+Coup | Total | 84.0 | 115.8 | 110.2 | 184.0 | 123.7 | 88.9 | 132.3 | 81.3 | 102.4 | 70.0 | 53.5 | 1250.5 | |
| | of which ECB redemptions | 15.0 | 58.1 | 41.2 | 68.6 | 33.6 | 28.9 | 48.7 | 21.8 | 18.8 | 28.8 | 43.9 | 13.1 | 420.5 |
| | other | 69.0 | 57.6 | 68.9 | 115.4 | 90.1 | 40.0 | 83.6 | 59.5 | 83.6 | 95.7 | 26.1 | 40.4 | 830.0 |
| EU | | | | | | | | | | | | | | |
| Redemptions | Conventional | - | - | 8.0 | 0.1 | - | - | 18.9 | - | 4.0 | 16.3 | - | 0.0 | 47.3 |
| | Floating | - | - | - | - | - | - | - | - | - | - | - | - | 0.0 |
| | Total | - | - | 8.0 | 0.1 | - | - | 18.9 | - | 4.0 | 16.3 | - | 0.0 | 47.3 |
| Coupons | Conventional | 0.0 | 1.6 | 0.5 | 1.0 | 0.0 | 0.0 | 1.6 | 0.0 | 0.1 | 4.7 | 0.6 | 4.5 | 14.9 |
| | Floating | - | - | - | - | - | - | - | - | - | - | - | - | 0.0 |
| | Total | 0.0 | 1.6 | 0.5 | 1.0 | 0.0 | 0.0 | 1.6 | 0.0 | 0.1 | 4.7 | 0.6 | 4.5 | 14.9 |
| Redemp+Coup | Total | 0.0 | 1.6 | 8.5 | 1.1 | 0.0 | 0.0 | 20.6 | 0.0 | 4.1 | 21.0 | 0.6 | 4.5 | 62.2 |
| Germany | | | | | | | | | | | | | | |
| Redemptions | Conventional | - | 33.5 | 19.0 | 28.0 | - | 19.0 | - | 32.5 | 19.0 | 24.0 | - | 19.0 | 194.0 |
| | Linker | - | - | - | 24.9 | - | - | - | - | - | - | - | - | 24.9 |
| | Total | - | 33.5 | 19.0 | 52.9 | - | 19.0 | - | 32.5 | 19.0 | 24.0 | - | 19.0 | 218.9 |
| Coupons | Conventional | 4.0 | 3.7 | 0.9 | 2.0 | 0.8 | 0.9 | 6.2 | 6.8 | 0.9 | 2.5 | 1.5 | 0.8 | 30.9 |
| | Linker | - | - | - | 1.9 | - | - | - | - | - | - | - | - | 1.9 |
| | Total | 4.0 | 3.7 | 0.9 | 3.9 | 0.8 | 0.9 | 6.2 | 6.8 | 0.9 | 2.5 | 1.5 | 0.8 | 32.8 |
| Redemp+Coup | Total | 4.0 | 37.2 | 19.9 | 30.0 | 0.8 | 19.9 | 6.2 | 39.3 | 19.9 | 26.5 | 1.5 | 19.8 | 224.9 |
| France | | | | | | | | | | | | | | |
| Redemptions | Conventional | - | 31.7 | - | 31.8 | 32.9 | - | - | - | 24.3 | - | 36.7 | - | 157.4 |
| | Linker | - | - | 13.0 | - | - | - | - | - | - | - | - | - | 13.0 |
| | Total | - | 31.7 | 13.0 | 31.8 | 32.9 | - | - | - | 24.3 | - | 36.7 | - | 170.3 |
| Coupons | Conventional | - | 4.8 | - | 9.1 | 16.6 | 1.3 | - | - | 2.9 | 4.8 | 6.0 | - | 45.4 |
| | Linker | - | - | 2.0 | - | - | - | 6.9 | - | - | - | - | - | 9.0 |
| | Total | - | 4.8 | 2.0 | 9.1 | 16.6 | 1.3 | 6.9 | - | 2.9 | 4.8 | 6.0 | - | 54.4 |
| Redemp+Coup | Total | - | 36.5 | 15.0 | 40.9 | 49.5 | 1.3 | 6.9 | - | 27.1 | 4.8 | 42.7 | - | 224.7 |
| Italy | | | | | | | | | | | | | | |
| Redemptions | Conventional | 28.6 | 17.5 | 19.2 | 28.8 | - | 19.9 | 17.2 | 29.8 | 15.5 | - | 12.4 | 19.8 | 208.8 |
| | Floating | - | - | - | 12.7 | - | - | - | - | - | - | - | - | 12.7 |
| | Linker | - | - | - | - | 18.6 | - | - | - | 17.1 | - | - | - | 35.7 |
| | EMTN/Int - EUR | - | - | 0.3 | - | 0.2 | - | - | - | - | - | - | - | 0.5 |
| | EMTN/Int - FX | - | 2.5 | - | - | - | - | - | - | - | - | - | - | 2.5 |
| | Total | 28.6 | 20.0 | 19.5 | 41.5 | 18.8 | 19.9 | 17.2 | 29.8 | 32.6 | - | 12.4 | 19.8 | 260.3 |
| Coupons | Conventional | 3.0 | 7.0 | 8.3 | 4.7 | 5.0 | 3.0 | 2.6 | 7.0 | 7.9 | 4.5 | 5.0 | 2.8 | 60.7 |
| | Floating | - | - | - | 0.5 | - | - | - | - | - | 0.4 | - | - | 0.9 |
| | Linker | - | 0.1 | 1.7 | 0.1 | 2.3 | 0.3 | - | 0.1 | 1.7 | 0.1 | 2.1 | 0.3 | 9.0 |
| | EMTN/Int - EUR | 0.1 | 0.0 | 0.1 | 0.0 | 0.1 | 0.1 | 0.2 | 0.0 | 0.1 | 0.0 | 0.0 | 0.0 | 0.9 |
| | EMTN/Int - FX | - | 0.0 | - | 0.1 | 0.0 | 0.0 | - | 0.1 | - | 0.1 | 0.0 | 0.1 | 0.4 |
| | Total | 3.1 | 7.2 | 10.1 | 5.3 | 7.5 | 3.4 | 2.8 | 7.2 | 9.7 | 5.1 | 7.2 | 3.3 | 72.0 |
| Redemp+Coup | Total | 31.7 | 27.2 | 29.6 | 46.8 | 26.3 | 23.4 | 20.1 | 37.0 | 42.3 | 5.1 | 19.6 | 23.1 | 332.2 |
| Spain | | | | | | | | | | | | | | |
| Redemptions | Conventional | 21.3 | - | - | 23.0 | 23.6 | - | 24.7 | - | - | 28.7 | - | - | 121.2 |
| | Linker | - | - | - | - | - | - | - | - | - | - | - | - | 0.0 |
| | EMTN/Int - EUR | - | - | - | - | - | - | - | - | - | - | - | - | 0.0 |
| | EMTN/Int - FX | - | - | - | - | - | - | - | - | - | - | - | - | 0.0 |
| | Total | 21.3 | - | - | 23.0 | 23.6 | - | 24.7 | - | - | 28.7 | - | - | 121.2 |
| Coupons | Conventional | 3.2 | - | 0.1 | 4.9 | 1.5 | - | 10.3 | - | - | 9.8 | - | - | 29.7 |
| | Linker | - | - | - | - | - | - | - | - | - | 2.7 | - | - | 2.7 |
| | EMTN/Int - EUR | - | - | - | - | 0.0 | - | - | - | - | - | - | - | 0.0 |
| | EMTN/Int - FX | - | - | - | 0.0 | - | 0.0 | - | - | - | - | 0.0 | 0.0 | 0.0 |
| | Total | 3.2 | - | 0.1 | 4.9 | 1.5 | 0.0 | 10.3 | - | - | 9.8 | 2.7 | 0.0 | 32.5 |
| Redemp+Coup | Total | 24.5 | - | 0.1 | 27.8 | 25.1 | 0.0 | 34.9 | - | 38.5 | 2.7 | 0.0 | 153.6 | |
| EMU ex Big 4 and EU | | | | | | | | | | | | | | |
| Redemptions | Conventional | 17.0 | 6.7 | 29.6 | 7.1 | 19.4 | 15.5 | 39.0 | 4.3 | 4.0 | 21.3 | 2.2 | 5.7 | 171.7 |
| | Floating | - | - | - | - | - | - | - | - | 0.0 | - | - | - | 0.0 |
| | Linker | - | - | - | - | - | - | - | - | - | - | - | - | 0.0 |
| | EMTN/Int - EUR | - | 2.0 | - | - | - | - | - | - | - | 3.1 | - | - | 5.1 |
| | EMTN/Int - FX | - | 0.3 | 0.2 | - | - | - | 0.1 | - | 2.6 | - | - | - | 3.1 |
| Total | 17.0 | 8.9 | 29.8 | 7.1 | 19.4 | 15.5 | 39.0 | 4.3 | 6.7 | 24.4 | 2.2 | 5.7 | 180.0 | |
| Coupons | Conventional | 6.3 | 4.0 | 6.7 | 3.3 | 1.9 | 8.5 | 4.2 | 0.5 | 1.9 | 3.9 | 0.6 | 0.4 | 42.2 |
| | Floating | 0.0 | - | - | - | - | - | 0.0 | - | - | - | - | - | 0.0 |
| | Linker | - | - | - | 0.0 | - | 0.0 | 0.0 | - | - | - | - | - | 0.0 |
| | EMTN/Int - EUR | 0.4 | 0.3 | 0.4 | 0.3 | 0.5 | 0.3 | 0.3 | 0.1 | 0.3 | 0.2 | 0.1 | 0.1 | 3.2 |
| | EMTN/Int - FX | 0.0 | 0.1 | 0.1 | 0.0 | 0.1 | 0.0 | 0.1 | 0.0 | 0.1 | 0.1 | 0.1 | 0.0 | 0.7 |
| | Total | 6.8 | 4.4 | 7.2 | 3.7 | 2.5 | 8.9 | 4.6 | 0.6 | 2.3 | 4.1 | 0.7 | 0.5 | 46.2 |
| Redemp+Coup | Total | 23.7 | 13.3 | 37.0 | 10.7 | 21.9 | 24.3 | 43.6 | 4.9 | 8.9 | 28.6 | 2.9 | 6.1 | 226.1 |

Eurozone 2026 Coupons and Redemptions



| | | Jan | Feb | Mar | Apr | May | Jun | Jul | Aug | Sep | Oct | Nov | Dec | Total 2026 |
|--------------------|--------------------|------|-----|------|-----|------|------|------|-----|-----|------|-----|-----|------------|
| Austria | | | | | | | | | | | | | | |
| Redemptions | Conventional | | | 10.4 | | | | 4.9 | | | 17.2 | | | 32.4 |
| | EMTN/Int - EUR | | | | | | | | | | | | | 0.0 |
| | EMTN/Int - FX | | | | | | | | | | | | | 0.0 |
| Total | | | | 10.4 | | | | 4.9 | | | 17.2 | | | 32.4 |
| Coupons | Conventional | 0.2 | 1.9 | 1.2 | 0.1 | 0.2 | 0.4 | 0.9 | | 0.2 | 1.1 | 0.1 | | 6.3 |
| | EMTN/Int - EUR | 0.0 | 0.0 | 0.0 | 0.0 | 0.0 | 0.0 | 0.0 | | 0.0 | 0.0 | 0.0 | 0.0 | 0.1 |
| | EMTN/Int - FX | | 0.0 | | | 0.0 | 0.0 | | | 0.0 | 0.0 | 0.0 | 0.0 | 0.0 |
| Total | | 0.2 | 1.9 | 1.3 | 0.2 | 0.3 | 0.4 | 0.9 | | 0.2 | 1.1 | 0.1 | 0.0 | 6.5 |
| Redemp+ Coup Total | | 0.2 | 1.9 | 11.6 | 0.2 | 0.3 | 0.4 | 5.8 | | 0.2 | 18.3 | 0.1 | 0.0 | 38.9 |
| Belgium | | | | | | | | | | | | | | |
| Redemptions | Conventional | | | 11.1 | | | 15.0 | | | | | | | 26.1 |
| | Linker | | | | | | | | | | | | | 0.0 |
| | EMTN/Int - EUR | | | | | | | | | | | | | 0.0 |
| EMTN/Int - FX | | | | | | | | 0.1 | | 0.1 | | | | 0.2 |
| Total | | | | 11.1 | | | 15.0 | 0.1 | | 0.1 | | | | 26.3 |
| Coupons | Conventional | | | 3.8 | 0.2 | | 5.3 | | | | 1.0 | | | 10.3 |
| | Coupon - Linker | | | | | | 0.0 | 0.0 | | | | | | 0.0 |
| | Coupon - Int - EUR | 0.0 | | 0.0 | | 0.0 | 0.0 | 0.0 | | 0.0 | 0.0 | 0.0 | 0.0 | 0.1 |
| EMTN/Int - FX | | 0.0 | 0.0 | 0.0 | 0.0 | 0.0 | 0.0 | 0.0 | 0.0 | 0.0 | 0.0 | 0.0 | 0.0 | 0.3 |
| Total | | 0.0 | 0.0 | 3.9 | 0.2 | 0.0 | 5.3 | 0.0 | 0.0 | 0.0 | 1.1 | 0.0 | 0.0 | 10.7 |
| Redemp+ Coup Total | | 0.0 | 0.0 | 15.0 | 0.2 | 0.0 | 20.4 | 0.1 | 0.0 | 0.1 | 1.1 | 0.0 | 0.0 | 37.0 |
| EFSF | | | | | | | | | | | | | | |
| Redemptions | Conventional | 5.0 | | | | 5.0 | | 4.0 | 3.0 | | 4.0 | | | 21.0 |
| | Total | 5.0 | | | | 5.0 | | 4.0 | 3.0 | | 4.0 | | | 21.0 |
| Coupons | Conventional | 0.2 | 0.5 | 0.1 | 0.4 | 0.5 | 0.1 | 0.6 | 0.2 | 0.3 | 0.0 | 0.1 | 0.2 | 3.2 |
| | EMTN/Int - EUR | 0.2 | 0.5 | 0.1 | 0.4 | 0.5 | 0.1 | 0.6 | 0.2 | 0.3 | 0.0 | 0.1 | 0.2 | 3.2 |
| | EMTN/Int - FX | | | | | | | | | | | | | 0.2 |
| Total | | 0.2 | 0.5 | 0.1 | 0.4 | 0.5 | 0.1 | 0.6 | 0.2 | 0.3 | 0.0 | 0.1 | 0.2 | 3.2 |
| Redemp+ Coup Total | | 5.2 | 0.5 | 0.1 | 0.4 | 5.5 | 0.1 | 4.6 | 3.2 | 0.3 | 4.0 | 0.1 | 0.2 | 24.2 |
| ESM | | | | | | | | | | | | | | |
| Redemptions | Conventional | | | 5.5 | | | | | | | | | 4.0 | 9.5 |
| | EMTN/Int - FX | | | | | | | | | 2.5 | | | | 2.5 |
| | Total | | | 5.5 | | | | | | 2.5 | | | 4.0 | 12.0 |
| Coupons | Conventional | | 0.1 | 0.2 | | 0.1 | 0.0 | 0.0 | 0.1 | 0.2 | 0.1 | 0.2 | 0.1 | 0.9 |
| | EMTN/Int - FX | | | 0.1 | | | | | | 0.1 | | | | 0.2 |
| | Total | | 0.1 | 0.3 | | 0.1 | 0.0 | 0.0 | 0.1 | 0.3 | 0.1 | 0.2 | 0.1 | 1.1 |
| Redemp+ Coup Total | | | 0.1 | 5.8 | | 0.1 | 0.0 | 0.0 | 0.1 | 2.8 | 0.1 | 0.2 | 4.1 | 13.1 |
| Finland | | | | | | | | | | | | | | |
| Redemptions | Conventional | | | | 7.1 | | | | | 4.0 | | | | 11.1 |
| | EMTN/Int - EUR | | | | | | | | | | | | | 0.0 |
| | EMTN/Int - FX | | | 0.3 | | | | | | | | | | 0.3 |
| Total | | | | 0.3 | 7.1 | | | | | 4.0 | | | | 11.3 |
| Coupons | Conventional | | | | 1.3 | | | 0.3 | | 1.0 | | | | 2.6 |
| | EMTN/Int - EUR | | | | | | | | | | | | | 0.0 |
| | Coupon - Int - FC | 0.0 | 0.0 | | | 0.0 | | 0.0 | | | | 0.0 | | 0.1 |
| Total | | 0.0 | 0.0 | | 1.3 | 0.0 | | 0.3 | | 1.0 | | 0.0 | | 2.7 |
| Redemp+ Coup Total | | 0.0 | 0.3 | | 8.3 | 0.0 | | 0.3 | | 5.0 | | 0.0 | | 14.0 |
| Greece | | | | | | | | | | | | | | |
| Redemptions | Conventional | | 3.3 | 0.9 | | | | 2.3 | | | | | | 6.5 |
| | Floating | | | | | | | | | 0.0 | | | | 0.0 |
| | Linker | | | | | | | | | | | | | 0.0 |
| EMTN/Int - EUR | | | | | | | | | | | | | | 0.0 |
| Total | | | 3.3 | 0.9 | | | | 2.3 | | 0.0 | | | | 6.5 |
| Coupons | Conventional | 1.0 | 0.1 | 0.4 | 0.1 | | 1.2 | 0.3 | | 0.0 | | | | 3.1 |
| | Floating | | | | | | | | | | | | | 0.0 |
| | Linker | | | | | | | 0.0 | | | | | | 0.0 |
| EMTN/Int - EUR | | | | | 0.0 | | | 0.1 | | | | | | 0.1 |
| Total | | 1.0 | 0.1 | 0.4 | 0.1 | | 1.2 | 0.4 | | 0.0 | | | | 3.2 |
| Redemp+ Coup Total | | 1.0 | 3.4 | 1.3 | 0.1 | | 1.2 | 2.7 | | 0.0 | | | | 9.7 |
| Ireland | | | | | | | | | | | | | | |
| Redemptions | Conventional | | | | | 11.6 | | | | | | | | 11.6 |
| | Floating | | | | | | | | | | | | | 0.0 |
| | EMTN/Int - EUR | | | | | | | | | | | | | 0.0 |
| Total | | | | | | 11.6 | | | | | | | | 11.6 |
| Coupons | Conventional | 0.0 | 0.2 | 0.1 | 0.0 | 0.9 | 0.2 | 0.0 | | 0.0 | 0.5 | | | 1.9 |
| | Floating | | | | | | | | | | | | | 0.0 |
| | EMTN/Int - EUR | | 0.0 | 0.0 | 0.0 | 0.0 | 0.0 | 0.0 | | 0.0 | 0.0 | 0.0 | | 0.0 |
| Total | | 0.0 | 0.2 | 0.1 | 0.0 | 0.9 | 0.2 | 0.0 | | 0.0 | 0.5 | 0.0 | | 2.0 |
| Redemp+ Coup Total | | 0.0 | 0.2 | 0.1 | 0.0 | 12.6 | 0.2 | 0.0 | | 0.0 | 0.5 | 0.0 | | 13.6 |
| Netherlands | | | | | | | | | | | | | | |
| Redemptions | Conventional | 11.6 | | | | | | 17.2 | | | | | | 28.8 |
| | Total | 11.6 | | | | | | 17.2 | | | | | | 28.8 |
| Coupons | Conventional | 4.6 | | | | | | 1.5 | | | | | | 6.0 |
| | Total | 4.6 | | | | | | 1.5 | | | | | | 6.0 |
| Redemp+ Coup Total | | 16.2 | | | | | | 18.7 | | | | | | 34.9 |
| Portugal | | | | | | | | | | | | | | |
| Redemptions | Conventional | | | | | | | 9.4 | | | | | | 9.4 |
| | Floating | | | | | | | | | | | | | 0.0 |
| | EMTN/Int - EUR | | | 1.0 | | | | | | | | | | 1.0 |
| EMTN/Int - FX | | | | | | | | | | | | | | 0.0 |
| Total | | | | 1.0 | | | | 9.4 | | | | | | 10.4 |
| Coupons | Conventional | 0.0 | 0.6 | 0.0 | 1.1 | 0.0 | 1.1 | 0.4 | 0.0 | 0.0 | 0.8 | 0.0 | 0.0 | 4.1 |
| | Floating | 0.0 | | | | | | 0.0 | | | | | | 0.0 |
| | EMTN/Int - EUR | | | 0.0 | | | | | | | | | | 0.0 |
| EMTN/Int - FX | | | | | | | | | | | | | | 0.0 |
| Total | | 0.0 | 0.7 | 0.0 | 1.1 | 0.0 | 1.1 | 0.4 | 0.0 | 0.0 | 0.8 | 0.0 | 0.0 | 4.1 |
| Redemp+ Coup Total | | 0.0 | 1.7 | 0.0 | 1.1 | 0.0 | 1.1 | 9.8 | 0.0 | 0.0 | 0.8 | 0.0 | 0.0 | 14.5 |

Eurozone 2026 Coupons and Redemptions

| | | Jan | Feb | Mar | Apr | May | Jun | Jul | Aug | Sep | Oct | Nov | Dec | Total 2026 |
|--------------------|-------------------|-----|-----|-----|-----|-----|-----|-----|-----|-----|-----|-----|-----|------------|
| Bulgaria | | | | | | | | | | | | | | |
| Redemptions | Conventional | | 0.9 | | | | | 0.4 | | | | | | 1.3 |
| | EMTN/Int - EUR | | | | | | | | | | | | | |
| | EMTN/Int - FX | | | | | | | | | | | | | |
| Total | | | 0.9 | | | | | 0.4 | | | | | | 1.3 |
| Coupons | Conventional | 0.0 | 0.0 | 0.0 | 0.0 | 0.0 | 0.0 | 0.0 | 0.0 | 0.0 | 0.0 | 0.0 | 0.0 | 0.1 |
| | EMTN/Int - EUR | 0.1 | | 0.1 | | 0.3 | | 0.1 | | 0.2 | | | | 0.8 |
| | Coupon - Int - FC | | | 0.0 | | | | | | 0.0 | | | | 0.1 |
| | Total | | 0.2 | 0.0 | 0.1 | 0.0 | 0.3 | 0.0 | 0.2 | 0.0 | 0.3 | 0.0 | 0.0 | 0.0 |
| Redemp+ Coup Total | | 0.2 | 0.9 | 0.1 | 0.0 | 0.3 | 0.0 | 0.6 | 0.0 | 0.3 | 0.0 | 0.0 | 0.0 | 2.3 |
| Croatia | | | | | | | | | | | | | | |
| Redemptions | Conventional | | | | | | | 0.4 | | | | | 1.7 | 2.1 |
| | EMTN/Int - EUR | | | | | | | | | | | | | |
| | EMTN/Int - FX | | | | | | | | | | | | | |
| Total | | | | | | | | 0.4 | | | | | 1.7 | 2.1 |
| Coupons | Conventional | 0.1 | 0.0 | 0.1 | | 0.0 | 0.0 | 0.1 | 0.0 | 0.0 | | 0.0 | 0.0 | 0.5 |
| | EMTN/Int - EUR | 0.0 | 0.1 | 0.1 | 0.0 | | 0.1 | | | | | | | 0.4 |
| | Coupon - Int - FC | | | | | | | | | | | | | |
| | Total | | 0.1 | 0.1 | 0.2 | 0.0 | 0.0 | 0.2 | 0.1 | 0.0 | 0.0 | | 0.0 | 0.0 |
| Redemp+ Coup Total | | 0.1 | 0.1 | 0.2 | 0.0 | 0.0 | 0.2 | 0.5 | 0.0 | 0.0 | | 0.0 | 1.7 | 2.9 |
| Cyprus | | | | | | | | | | | | | | |
| Redemptions | Conventional | | | | | | | | | | | | | 0.0 |
| | EMTN/Int - EUR | | | | | | | | | | | | | 1.0 |
| | Total | | | | | | | | | | | | | |
| Coupons | Conventional | | | | | | | | | | | | | 0.0 |
| | EMTN/Int - EUR | 0.0 | 0.0 | | 0.1 | 0.0 | 0.0 | | | 0.0 | 0.0 | | 0.0 | 0.3 |
| | Total | | 0.0 | 0.0 | | 0.1 | 0.0 | 0.0 | | | 0.0 | 0.0 | | 0.0 |
| Redemp+ Coup Total | | 0.0 | 1.0 | | 0.1 | 0.0 | 0.0 | | | 0.0 | 0.0 | | 0.0 | 1.3 |
| Latvia | | | | | | | | | | | | | | |
| Redemptions | Conventional | | | | | | | | | | | | | 0.0 |
| | EMTN/Int - EUR | | | | | | | | | | 2.0 | | | 2.0 |
| | EMTN/Int - FX | | | | | | | | | | | | | 0.0 |
| | Total | | | | | | | | | | | 2.0 | | |
| Coupons | Conventional | | | | | | | | | | | | | 0.0 |
| | EMTN/Int - EUR | 0.1 | 0.0 | 0.0 | 0.0 | 0.1 | 0.0 | 0.0 | | | 0.1 | 0.0 | 0.0 | 0.4 |
| | EMTN/Int - FX | 0.0 | | | | | | 0.0 | | | | | | 0.1 |
| | Total | | 0.1 | 0.0 | 0.0 | 0.0 | 0.1 | 0.0 | 0.1 | | | 0.1 | 0.0 | 0.0 |
| Redemp+ Coup Total | | 0.1 | 0.0 | 0.0 | 0.0 | 0.1 | 0.0 | 0.1 | | | 2.1 | 0.0 | 0.0 | 2.5 |
| Lithuania | | | | | | | | | | | | | | |
| Redemptions | Conventional | 0.4 | | | | | 0.5 | | 1.1 | | | 0.3 | | 2.3 |
| | EMTN/Int - EUR | | | | | | | | | | 1.1 | | | 1.1 |
| | EMTN/Int - FX | | | | | | | | | | | | | 0.0 |
| | Total | | 0.4 | | | | | 0.5 | | 1.1 | | 1.1 | 0.3 | |
| Coupons | Conventional | | 0.0 | | 0.0 | 0.0 | | 0.0 | 0.1 | | | 0.0 | 0.0 | 0.1 |
| | EMTN/Int - EUR | 0.1 | 0.1 | 0.0 | 0.1 | 0.1 | 0.1 | 0.1 | 0.1 | 0.0 | 0.1 | 0.0 | 0.1 | 1.0 |
| | EMTN/Int - FX | | | | | | | | | | | | | 0.0 |
| | Total | | 0.1 | 0.1 | 0.0 | 0.1 | 0.1 | 0.1 | 0.1 | 0.2 | 0.0 | 0.1 | 0.0 | 0.1 |
| Redemp+ Coup Total | | 0.4 | 0.1 | 0.0 | 0.1 | 0.1 | 0.6 | 0.1 | 1.3 | 0.0 | 1.2 | 0.4 | 0.1 | 4.5 |
| Luxembourg | | | | | | | | | | | | | | |
| Redemptions | Conventional | | | | | | | | | | | 1.7 | | 1.7 |
| | Total | | | | | | | | | | | | 1.7 | |
| Coupons | Conventional | | 0.0 | 0.1 | | 0.0 | | | 0.0 | 0.1 | 0.0 | | | 0.3 |
| | Total | | | 0.0 | 0.1 | | 0.0 | | | 0.0 | 0.1 | 0.0 | | |
| Redemp+ Coup Total | | | 0.0 | 0.1 | | 0.0 | | | 0.0 | 0.1 | 0.0 | 1.7 | | 2.0 |
| Malta | | | | | | | | | | | | | | |
| Redemptions | Conventional | | | | | | | 0.4 | 0.2 | | 0.2 | 0.2 | 0.0 | 0.9 |
| | EMTN/Int - EUR | | | | | | | | | | | | | 0.0 |
| | Total | | | | | | | | 0.4 | 0.2 | | 0.2 | 0.2 | 0.0 |
| Coupons | Conventional | 0.0 | 0.0 | 0.0 | 0.0 | 0.0 | 0.0 | 0.0 | 0.0 | 0.0 | 0.0 | 0.0 | 0.0 | 0.3 |
| | EMTN/Int - EUR | | | | | | | | | | | | | 0.0 |
| | Total | | 0.0 | 0.0 | 0.0 | 0.0 | 0.0 | 0.0 | 0.0 | 0.0 | 0.0 | 0.0 | 0.0 | 0.0 |
| Redemp+ Coup Total | | 0.0 | 0.0 | 0.0 | 0.0 | 0.0 | 0.0 | 0.4 | 0.2 | 0.0 | 0.2 | 0.2 | 0.0 | 1.1 |
| Slovakia | | | | | | | | | | | | | | |
| Redemptions | Conventional | | 1.5 | | | | 2.8 | | | | | | | 4.3 |
| | EMTN/Int - EUR | | | | | | | | | | | | | 0.0 |
| | EMTN/Int - FX | | | 0.2 | | | | | | | | | | 0.2 |
| Total | | | 1.5 | 0.2 | | | 2.8 | | | | | | | 4.5 |
| Coupons | Conventional | 0.2 | 0.5 | 0.2 | 0.1 | 0.1 | 0.2 | 0.0 | 0.0 | | 0.3 | 0.2 | | 1.8 |
| | EMTN/Int - EUR | | 0.0 | | | | | | | | | | | 0.0 |
| | EMTN/Int - FX | | | 0.0 | | 0.0 | | | | | | | | 0.0 |
| | Total | | 0.2 | 0.6 | 0.3 | 0.1 | 0.1 | 0.2 | 0.0 | 0.0 | | 0.3 | 0.2 | |
| Redemp+ Coup Total | | 0.2 | 2.1 | 0.4 | 0.1 | 2.9 | 0.2 | 0.0 | 0.0 | | 0.3 | 0.2 | | 6.3 |
| Slovenia | | | | | | | | | | | | | | |
| Redemptions | Conventional | | 1.0 | 1.8 | | | | | | | | | | 2.8 |
| | EMTN/Int - FX | | | | | | | | | | | | | 0.0 |
| | Total | | | 1.0 | 1.8 | | | | | | | | | |
| Coupons | Conventional | 0.0 | 0.0 | 0.4 | 0.0 | | | 0.0 | 0.1 | 0.0 | 0.0 | 0.1 | | 0.6 |
| | EMTN/Int - FX | | | 0.0 | | 0.0 | | | | 0.0 | | 0.0 | | 0.0 |
| | Total | | 0.0 | 0.0 | 0.5 | 0.0 | 0.0 | | 0.0 | 0.1 | 0.0 | 0.0 | 0.1 | |
| Redemp+ Coup Total | | 0.0 | 1.0 | 2.2 | 0.0 | 0.0 | | 0.0 | 0.1 | 0.0 | 0.0 | 0.1 | | 3.5 |