

US LNG Weekly Recap - Week of 12/18/2025

Things to Watch: We are watching for Plaquemines feedgas demand to return above 4.0 Bcf/d as there is 0.3-0.4 Bcf/d of potential demand offline compared to the daily highs seen earlier in November. Feedgas has been below 4 Bcf/d since December 9th.

Weekly Highlights

CP2: Latest construction inspection report stated some pipe installation was occurring on CP Express and foundation work was ongoing at the LNG terminal site.

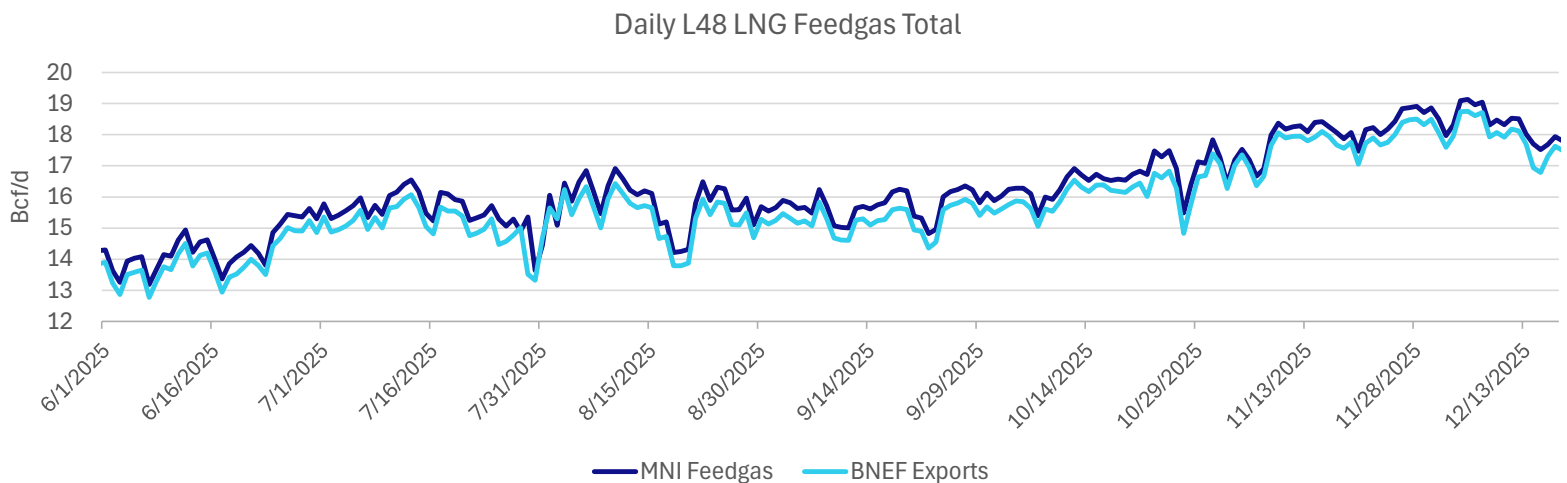
Rio Grande LNG: Construction continues on the LNG storage tanks 1 and 2, ongoing equipment installation for Trains 1 and 2, and commencing steel erection of Train 3 acid gas removal unit and Train 4 civil activities. They plan to commence Train 3 equipment installation this month.

Golden Pass: Received FERC approval for the Trident pipeline supply lateral interconnect, though there are a few recommendations that need to be addressed in the Environmental Assessment before they will receive a notice to proceed with activity.

Louisiana LNG: DOE approved request for an additional 44 months for the facility to reach first exports, extending the deadline to January 2030.

Cedar LNG: Pembina signs 12-year, 0.5 MTPA supply deal with Oviniv completing the remarketing of Pembina's 1.5 MTPA of capacity.

ST LNG: The proposed 8.4 MTPA offshore deepwater terminal filed for DOE export permit approval with plans for first LNG in September 2029.

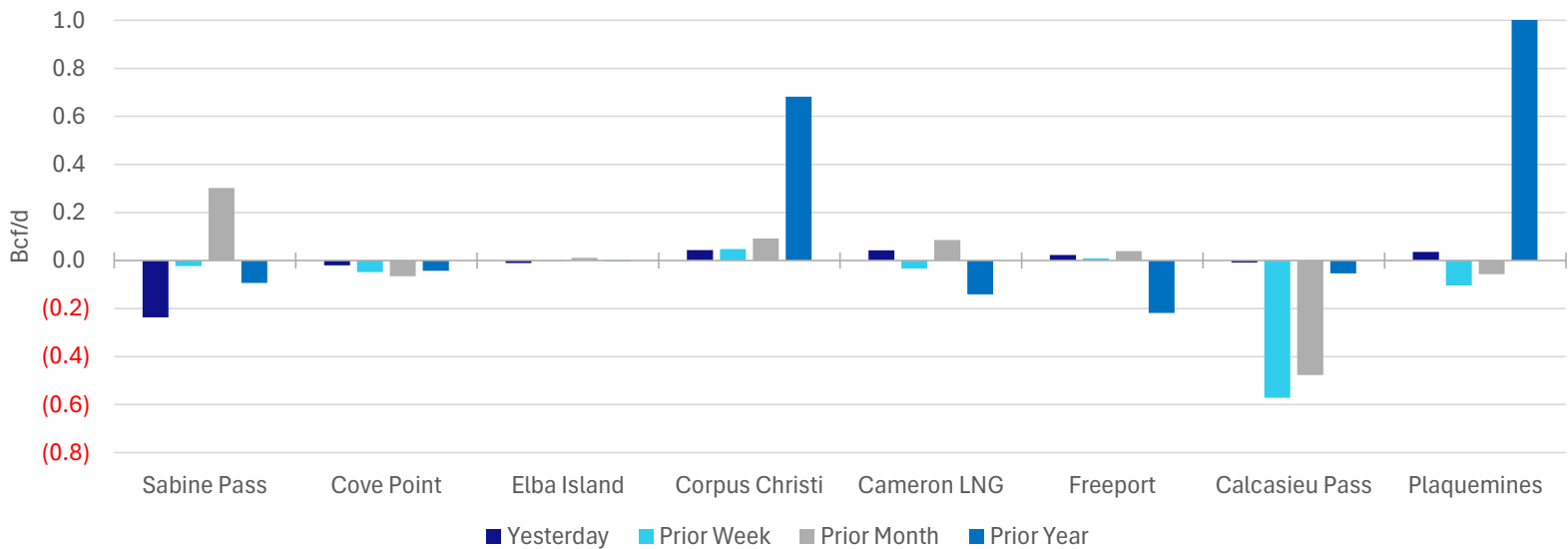
**Absolute Feedgas Volume by Facility (Bcf/d)**

	Sabine Pass	Cove Point	Elba Island	Corpus Christi	Cameron LNG	Freeport	Calcasieu Pass	Plaquemines	Golden Pass	Total
Today	4.91	0.84	0.37	2.50	2.14	1.91	1.27	3.86	0.00	17.80
Yesterday	5.14	0.86	0.38	2.45	2.10	1.89	1.28	3.83	0.00	17.93
Prior Week	4.93	0.89	0.37	2.45	2.18	1.90	1.84	3.97	0.00	18.53
Prior Month	4.60	0.91	0.36	2.40	2.06	1.87	1.75	3.92	0.00	17.87
Prior Year	5.00	0.89	0.37	1.81	2.29	2.13	1.32	0.14	0.00	13.95
30-day Avg.	5.05	0.87	0.30	2.32	2.14	1.82	1.71	4.12	0.00	18.34

Change in Feedgas from Today (Bcf/d)

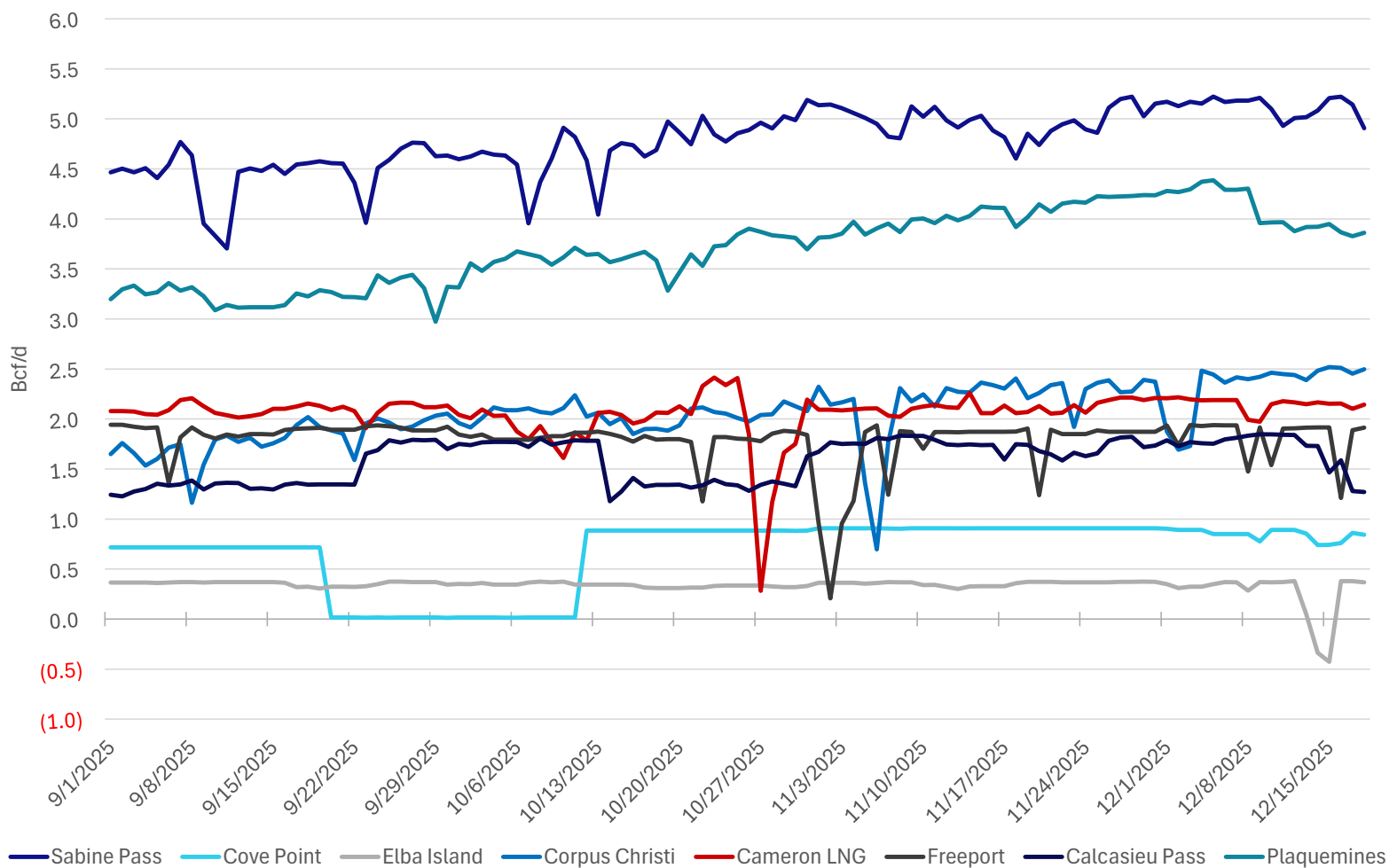
	Sabine Pass	Cove Point	Elba Island	Corpus Christi	Cameron LNG	Freeport	Calcasieu Pass	Plaquemines	Golden Pass	Total
Yesterday	(0.24)	(0.02)	(0.01)	0.04	0.04	0.02	(0.01)	0.04	0.00	(0.13)
Prior Week	(0.02)	(0.05)	(0.00)	0.05	(0.03)	0.01	(0.57)	(0.10)	0.00	(0.73)
Prior Month	0.30	(0.07)	0.01	0.09	0.09	0.04	(0.48)	(0.06)	0.00	(0.07)
Prior Year	(0.09)	(0.04)	(0.00)	0.68	(0.14)	(0.22)	(0.05)	3.72	0.00	3.85
30-day Avg.	(0.15)	(0.03)	0.07	0.18	0.00	0.09	(0.44)	(0.25)	0.00	(0.53)

Change in Feedgas Deliveries by Facility

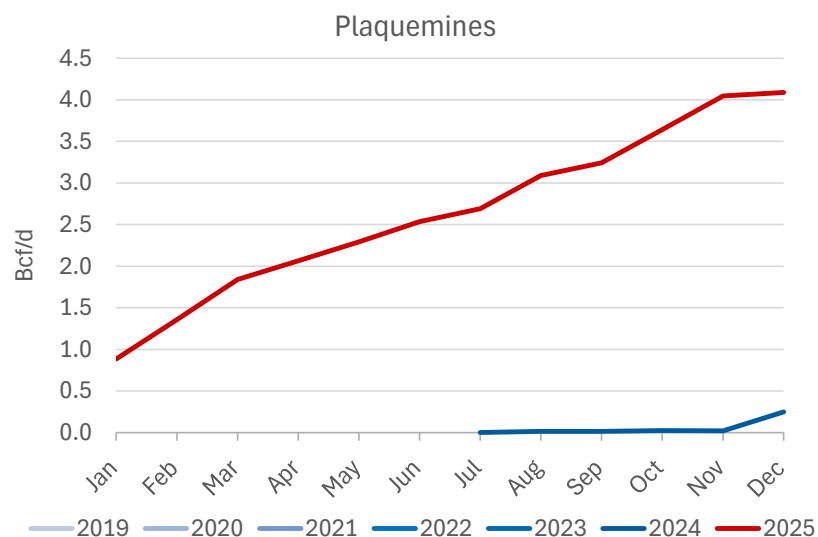
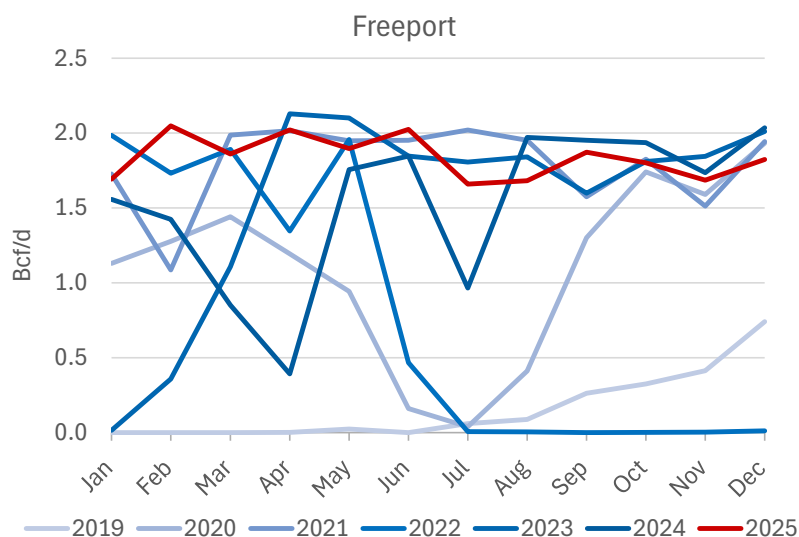
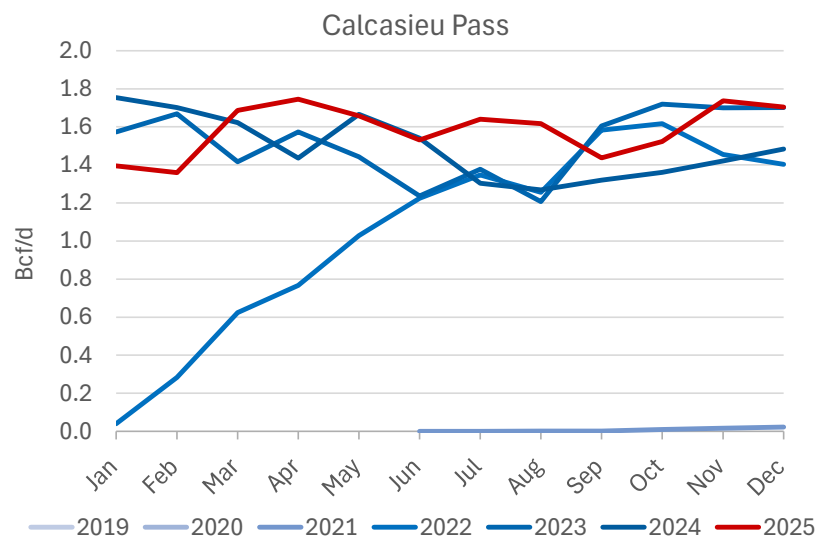
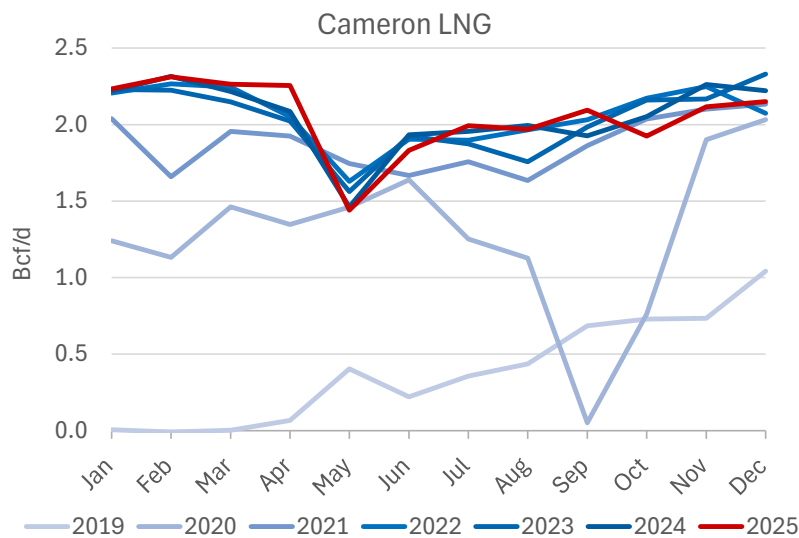
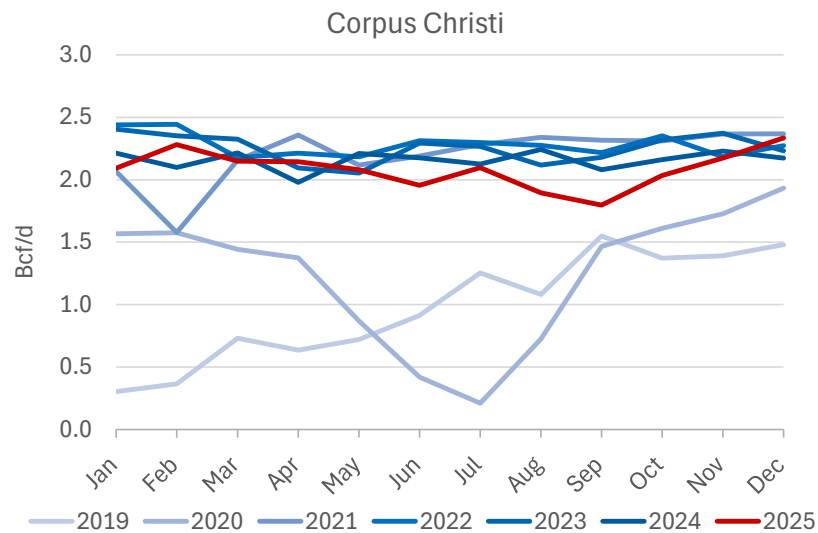
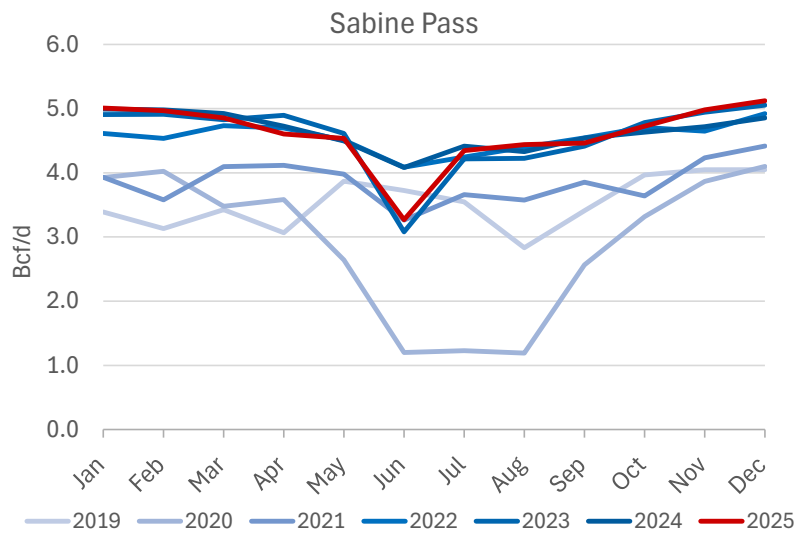


Note: Chart axis is truncated for visualization. Plaquemines prior year comparison exceeds chart axis.

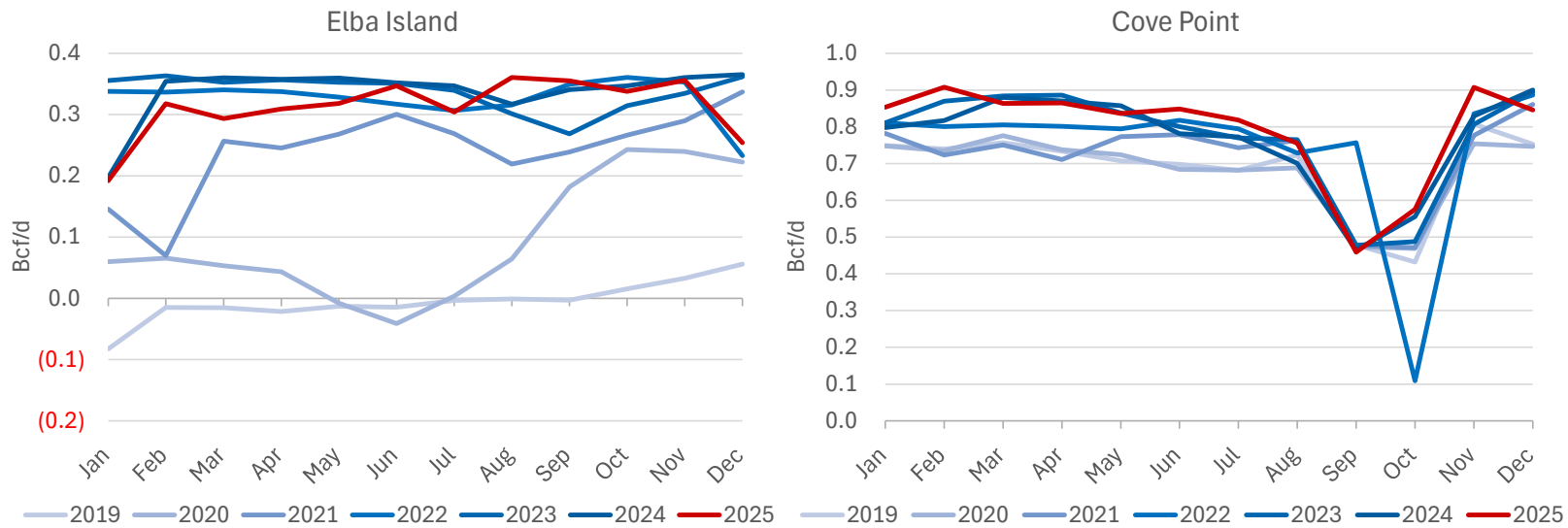
Daily LNG Feedgas Deliveries by Facility - Prior 3 Months



Monthly Average Feedgas Flows by Facility



Monthly Average Feedgas Flows by Facility



US LNG Facility Tracker

Project Status	Facility	Project Stage	Estimated ISD	Capacity Bcf/d
Under Construction	Corpus Christi Stage 3	Trains 1-7	2025	1.59
Under Construction	Corpus Christi Expansion	Trains 8-9	2029	0.40
Under Construction	CP2	CP2	2027	3.96
Under Construction	Golden Pass	Trains 1-3	2026-2027	2.58
Under Construction	Louisiana LNG	Trains 1-3	2029	2.33
Under Construction	Port Athur Phase 1	Trains 1-2	2027	1.91
Under Construction	Port Athur Phase 2	Trains 3-6	2030	1.91
Under Construction	Rio Grande	Train 1-5	2027-2031	3.95
Pending FID	Plaquemines Phase 2	Trains 1-36	2030	4.00
Pending FID	Alaska LNG		--	2.55
Pending FID	Commonwealth		2029	1.21
Pending FID	Delfin		--	1.80
Pending FID	Gulf LNG		--	1.53
Pending FID	Lake Charles		--	2.33
Pending FID	Texas LNG		--	0.56
Pending FID	Cameron	Train 4	--	--
Pending FID	Rio Grande	Trains 6-8	--	2.37
Proposed	Sabine	Trains 7-9	--	2.37
Proposed	ST LNG		2029	1.11